



ILLINOIS STATE POLICE

CONCEALED CARRY STATISTICS

2014

Firearms Services
Bureau



ILLINOIS CONCEALED CARRY
APPLICATIONS ACTIVE BY COUNTY
January 1, 2014 - December 31, 2014

	JAN	FEB	MARCH	APRIL	MAY	JUNE	JULY	AUG	SEPT	OCT	NOV	DEC	TOTAL
ADAMS	0	22	75	152	73	66	56	17	27	48	21	24	581
ALEXANDER	0	1	6	15	7	8	4	6	15	17	7	6	92
BOND	0	20	70	38	21	11	9	2	2	6	4	5	188
BOONE	0	17	64	86	53	39	26	23	11	32	26	12	389
BROWN	0	2	8	10	4	4	6	7	5	3	2	2	53
BUREAU	0	5	95	67	28	16	23	16	12	17	6	9	294
CALHOUN	0	2	11	16	11	7	6	3	0	4	5	4	69
CARROLL	0	1	9	35	25	19	13	5	4	5	10	10	136
CASS	0	2	25	49	14	9	12	9	2	8	17	8	155
CHAMPAIGN	0	66	286	249	166	106	87	62	42	104	85	77	1330
CHRISTIAN	0	14	78	111	58	54	39	20	13	16	16	18	437
CLARK	0	9	44	51	38	37	23	14	10	15	7	6	254
CLAY	0	11	27	42	22	16	7	5	2	10	11	13	166
CLINTON	0	21	51	50	57	46	34	25	18	18	12	19	351
COLES	0	24	105	112	33	54	35	19	18	31	24	29	484
COOK	0	850	4880	4787	2770	2269	1844	1124	823	2009	1264	1301	23921
CRAWFORD	0	18	51	99	32	19	9	9	3	27	5	10	282
CUMBERLAND	0	8	53	34	17	8	7	6	1	9	11	6	160
DEKALB	0	22	118	136	101	72	68	38	17	51	40	49	712
DEWITT	0	6	35	58	30	28	5	20	5	20	14	14	235
DOUGLAS	0	22	71	81	31	20	19	9	7	14	16	7	297
DUPAGE	0	317	1349	1138	712	419	417	222	150	378	213	262	5577
EDGAR	0	3	41	39	34	27	21	18	20	7	6	10	226
EDWARDS	0	2	14	17	26	26	8	6	0	3	3	8	113
EFFINGHAM	0	21	72	64	50	31	24	10	7	13	12	23	327
FAYETTE	0	17	57	53	21	14	19	16	10	9	6	27	249
FORD	0	3	26	49	18	20	12	4	3	7	13	9	164
FRANKLIN	0	6	99	138	75	62	91	40	15	37	15	35	613
FULTON	0	11	108	71	32	35	20	14	17	22	22	30	382
GALLATIN	0	0	12	22	11	6	1	3	4	5	0	0	64
GREENE	0	3	13	32	24	13	11	4	1	8	6	8	123
GRUNDY	0	30	139	170	81	66	56	45	30	44	55	34	750
HAMILTON	0	3	12	27	14	17	17	11	4	11	11	15	142
HANCOCK	0	5	21	34	10	41	13	12	4	13	8	9	170
HARDIN	0	1	8	19	20	6	13	14	7	4	2	0	94
HENDERSON	0	2	18	18	3	10	2	2	5	4	4	3	71
HENRY	0	14	69	67	44	38	23	28	20	36	13	22	374
IROQUOIS	0	6	76	64	46	36	29	11	8	25	8	27	336
JACKSON	0	14	93	116	64	58	61	38	18	45	43	42	592
JASPER	0	3	51	36	23	8	5	5	3	4	4	10	152
JEFFERSON	0	12	107	129	81	99	56	27	28	49	30	34	652
JERSEY	0	6	55	49	27	39	38	16	11	16	7	16	280
JO DAVIESS	0	3	15	34	28	9	14	4	6	11	9	4	137



ILLINOIS CONCEALED CARRY
APPLICATIONS ACTIVE BY COUNTY
January 1, 2014 - December 31, 2014

	JAN	FEB	MARCH	APRIL	MAY	JUNE	JULY	AUG	SEPT	OCT	NOV	DEC	TOTAL
JOHNSON	0	4	40	41	30	23	28	23	10	12	16	17	244
KANE	0	149	707	613	311	245	189	100	75	203	124	157	2873
KANKAKEE	0	45	209	223	139	153	123	81	51	111	45	81	1261
KENDALL	0	49	197	211	84	76	75	50	30	81	49	64	966
KNOX	0	16	104	76	44	43	33	17	20	21	13	31	418
LAKE	0	236	925	975	501	375	302	155	107	303	155	218	4252
LASALLE	0	50	167	218	148	94	90	58	33	101	52	79	1090
LAWRENCE	0	11	53	50	25	11	21	6	8	13	7	6	211
LEE	0	11	70	69	47	34	21	25	2	17	16	25	337
LIVINGSTON	0	15	51	78	52	30	40	31	10	35	25	19	386
LOGAN	0	25	68	54	26	28	28	8	12	23	19	17	308
MACON	0	63	323	297	134	119	58	41	53	96	45	73	1302
MACOUPIN	0	22	120	92	65	63	48	33	17	32	24	30	546
MADISON	0	130	681	610	451	313	256	203	123	211	142	181	3301
MARION	0	18	85	106	49	84	43	26	24	28	27	35	525
MARSHALL	0	6	26	29	24	13	13	5	3	9	11	4	143
MASON	0	9	46	35	16	9	6	14	7	6	13	8	169
MASSAC	0	2	49	39	18	14	19	7	4	9	10	11	182
MCDONOUGH	0	6	54	72	32	29	35	20	6	19	10	12	295
MCHENRY	0	165	746	452	258	236	143	115	56	141	100	143	2555
MCLEAN	0	69	182	264	166	131	103	73	32	152	58	86	1316
MENARD	0	15	25	47	28	28	32	25	11	13	9	10	243
MERCER	0	5	57	33	15	15	8	6	5	6	8	10	168
MONROE	0	11	76	78	50	30	27	4	9	19	12	22	338
MONTGOMERY	0	16	71	60	27	25	21	14	8	23	16	18	299
MORGAN	0	13	39	105	41	34	28	12	9	17	14	33	345
MOULTRIE	0	7	49	32	18	18	23	7	5	9	12	4	184
OGLE	0	26	100	118	61	76	59	21	7	23	37	23	551
PEORIA	0	97	465	399	182	153	112	75	46	152	85	96	1862
PERRY	0	11	24	74	47	23	34	19	9	16	20	11	288
PIATT	0	14	82	47	25	18	12	8	8	19	7	14	254
PIKE	0	4	17	33	13	17	25	14	4	14	11	4	156
POPE	0	1	10	15	7	2	5	3	7	6	7	12	75
PULASKI	0	1	10	24	13	19	4	3	7	11	4	3	99
PUTNAM	0	1	23	8	9	7	5	2	1	5	2	7	70
RANDOLPH	0	7	30	78	62	76	26	24	11	16	13	27	370
RICHLAND	0	14	35	39	16	32	20	17	4	9	11	10	207
ROCK ISLAND	0	25	210	138	87	72	53	40	28	39	23	32	747
SALINE	0	14	71	59	47	24	17	22	5	20	9	23	311
SANGAMON	0	122	345	360	220	238	248	111	75	133	93	136	2081
SCHUYLER	0	2	17	10	4	6	9	3	4	3	2	2	62
SCOTT	0	1	5	10	5	5	2	4	1	1	2	5	41
SHELBY	0	14	53	40	35	22	27	13	11	23	16	17	271



**ILLINOIS CONCEALED CARRY
APPLICATIONS ACTIVE BY COUNTY
January 1, 2014 - December 31, 2014**

	JAN	FEB	MARCH	APRIL	MAY	JUNE	JULY	AUG	SEPT	OCT	NOV	DEC	TOTAL
ST. CLAIR	0	123	448	467	447	260	245	107	70	202	101	172	2642
STARK	0	5	14	9	11	13	3	5	2	9	2	2	75
STEPHENSON	0	13	60	73	44	39	25	20	13	19	17	19	342
TAZEWELL	0	90	461	344	218	183	145	97	58	143	68	109	1916
UNION	0	5	24	75	37	38	26	22	9	17	21	16	290
VERMILION	0	34	170	195	100	75	69	50	49	96	57	35	930
WABASH	0	2	56	35	17	5	6	12	7	12	7	16	175
WARREN	0	3	49	22	12	16	22	11	8	13	11	10	177
WASHINGTON	0	5	18	25	35	14	22	6	5	10	12	10	162
WAYNE	0	7	27	51	43	57	15	13	9	10	14	13	259
WHITE	0	5	51	67	46	44	26	20	14	12	8	12	305
WHITESIDE	0	11	59	87	55	30	19	16	10	27	18	22	354
WILL	0	309	1359	1331	696	512	457	251	184	440	267	328	6134
WILLIAMSON	0	26	211	268	150	138	94	84	52	90	67	92	1272
WINNEBAGO	0	89	374	481	270	212	185	105	73	171	92	90	2142
WOODFORD	0	36	110	140	72	59	37	28	24	39	25	30	600
Monthly Totals	0	3910	18825	18745	10920	8746	7150	4374	2953	6725	4254	5049	91651



**ILLINOIS CONCEALED CARRY
APPLICATIONS DENIED BY COUNTY ***
January 1, 2014 - December 31, 2014

	JAN	FEB	MARCH	APRIL	MAY	JUNE	JULY	AUG	SEPT	OCT	NOV	DEC	TOTAL
ADAMS	1	1	1	1	1	0	1	0	0	0	0	0	6
ALEXANDER	0	0	1	0	0	0	0	0	0	0	0	0	1
BOONE	2	1	3	1	0	0	0	1	0	0	0	0	8
BUREAU	0	0	1	0	0	1	0	0	0	0	0	0	2
CALHOUN	0	0	0	1	0	0	0	0	0	0	1	0	2
CARROLL	0	0	0	1	0	0	1	0	0	0	0	0	2
CASS	0	1	0	0	0	0	0	0	0	0	0	0	1
CHAMPAIGN	4	4	5	2	3	0	1	0	0	0	0	1	20
CHRISTIAN	0	1	1	3	2	1	0	0	0	0	0	0	8
CLARK	0	2	1	0	0	0	1	1	0	0	0	0	5
CLAY	1	1	0	1	0	0	1	0	0	0	0	0	4
CLINTON	0	2	6	0	0	0	0	0	0	0	0	0	8
COLES	0	3	2	2	0	0	1	0	0	1	0	0	9
COOK	18	82	334	134	171	116	18	69	47	81	46	32	1148
CRAWFORD	0	0	1	1	0	0	0	0	0	0	0	0	2
CUMBERLAND	0	0	0	0	0	0	1	0	0	1	0	1	3
DEKALB	1	1	2	0	1	1	0	0	0	0	0	0	6
DEWITT	0	2	0	0	1	0	0	0	0	0	0	0	3
DOUGLAS	1	1	2	0	0	0	0	0	0	0	0	0	4
DUPAGE	4	11	133	18	10	11	1	5	4	4	2	1	204
EDGAR	1	1	0	1	0	0	0	0	0	0	1	0	4
EDWARDS	0	0	0	1	0	0	0	0	0	0	0	0	1
EFFINGHAM	0	0	0	1	0	0	1	0	0	0	0	0	2
FRANKLIN	0	1	0	0	0	1	0	0	0	1	0	0	3
FULTON	1	4	0	0	0	0	0	0	0	1	0	0	6
GALLATIN	1	1	0	0	0	0	0	0	0	0	0	0	2
GREENE	0	0	1	0	0	0	0	0	0	0	0	0	1
GRUNDY	0	1	4	3	2	2	0	0	0	1	1	0	14
HANCOCK	0	1	0	0	0	0	0	0	0	0	0	0	1
HENRY	0	1	0	0	1	0	0	0	0	0	0	0	2
IROQUOIS	1	1	1	0	0	0	0	1	0	0	0	0	4
JACKSON	0	0	0	2	1	0	0	1	0	0	0	0	4
JASPER	0	0	0	1	0	0	0	0	0	0	0	0	1
JEFFERSON	0	0	2	0	4	0	0	0	0	0	0	1	7
JERSEY	0	2	0	1	1	1	0	0	0	0	0	1	6
JO DAVIESS	1	0	0	1	0	0	0	0	0	0	0	0	2
KANE	3	6	16	5	6	0	1	1	0	2	0	2	42
KANKAKEE	0	6	3	4	0	1	1	0	0	0	1	1	17
KENDALL	1	5	10	3	0	0	1	3	0	0	0	0	23
KNOX	2	1	5	0	2	2	0	0	3	0	0	0	15
LAKE	5	11	23	18	10	4	2	4	0	4	3	5	89
LASALLE	4	2	3	3	0	1	1	1	1	1	0	0	17



ILLINOIS CONCEALED CARRY
APPLICATIONS DENIED BY COUNTY *
January 1, 2014 - December 31, 2014

	JAN	FEB	MARCH	APRIL	MAY	JUNE	JULY	AUG	SEPT	OCT	NOV	DEC	TOTAL
LAWRENCE	0	1	0	1	0	0	0	0	0	0	0	0	2
LEE	0	2	1	0	1	1	0	0	0	0	0	0	5
LIVINGSTON	0	0	1	0	1	0	0	0	0	0	0	0	2
LOGAN	0	0	1	0	0	0	0	0	0	0	0	0	1
MACON	2	4	1	3	2	0	1	0	0	0	0	1	14
MACOUPIN	0	0	0	0	0	0	0	0	0	0	0	0	0
MADISON	5	12	12	3	1	0	2	2	0	4	2	0	43
MARION	0	1	1	1	2	0	0	0	0	0	0	2	7
MARSHALL	0	0	0	1	0	0	0	0	0	0	0	0	1
MASON	0	0	0	1	0	0	0	1	0	0	0	0	2
MASSAC	0	1	0	1	0	0	0	0	0	0	0	0	2
MCDONOUGH	0	1	0	0	0	0	0	0	0	0	0	0	1
MCHENRY	3	11	5	5	1	1	0	2	1	1	1	2	33
MCLEAN	2	9	5	3	2	0	0	1	0	2	2	2	28
MENARD	1	0	1	1	0	0	0	0	0	0	0	0	3
MERCER	0	2	0	0	0	0	0	0	0	0	0	0	2
MONROE	0	0	2	0	1	1	0	0	0	1	0	0	5
MONTGOMERY	0	1	0	1	0	0	0	0	0	0	0	0	2
MORGAN	0	1	1	2	0	1	0	1	0	0	0	0	6
MOULTRIE	0	1	0	0	0	0	0	0	0	0	0	0	1
OGLE	0	1	0	1	0	0	0	0	0	0	0	1	3
PEORIA	3	8	4	4	1	3	1	2	0	2	0	2	30
PERRY	0	1	0	0	0	1	0	0	0	0	0	0	2
PIATT	0	2	1	0	0	0	0	0	0	0	0	0	3
PIKE	0	1	0	0	0	0	0	0	0	0	0	0	1
PULASKI	0	1	0	0	0	0	0	0	0	0	0	0	1
PUTNAM	0	0	0	1	0	0	0	0	0	0	1	0	2
RANDOLPH	0	0	0	1	0	0	0	0	0	0	0	0	1
RICHLAND	0	0	0	1	0	0	0	0	0	0	0	0	1
ROCK ISLAND	3	3	1	0	0	1	0	0	0	0	0	0	8
SALINE	0	0	0	0	2	0	0	0	0	0	0	0	2
SANGAMON	5	7	3	6	2	1	0	0	0	2	1	1	28
SCHUYLER	1	1	0	0	0	0	0	0	0	0	0	0	2
SHELBY	0	1	1	0	0	0	0	0	0	0	0	0	2
ST. CLAIR	2	18	50	7	3	0	0	1	1	1	1	2	86
STEPHENSON	1	1	0	1	1	0	0	0	0	1	0	0	5
TAZEWELL	2	3	3	7	2	0	1	1	0	1	0	2	22
UNION	0	1	1	1	0	0	0	0	0	0	0	0	3
VERMILION	1	4	3	2	2	3	0	1	0	2	0	0	18
WABASH	0	1	0	0	0	0	0	0	0	0	0	0	1
WARREN	0	2	1	1	0	0	0	0	0	1	0	0	5



**ILLINOIS CONCEALED CARRY
APPLICATIONS DENIED BY COUNTY ***
January 1, 2014 - December 31, 2014

	JAN	FEB	MARCH	APRIL	MAY	JUNE	JULY	AUG	SEPT	OCT	NOV	DEC	TOTAL
WAYNE	0	0	1	0	0	0	1	0	0	0	0	0	2
WHITE	0	0	0	0	0	1	0	1	0	0	0	0	2
WHITESIDE	2	2	1	0	0	0	0	0	0	0	1	0	6
WILL	7	19	133	14	8	3	3	0	5	6	4	5	207
WILLIAMSON	1	1	2	0	4	2	1	1	0	0	0	0	12
WINNEBAGO	2	5	9	8	2	0	2	1	1	0	1	2	33
WOODFORD	0	2	0	0	0	0	0	0	0	0	0	0	2
Monthly Totals	95	289	806	287	254	161	45	102	63	121	69	67	2359

* Counties with no CCL application denials are not listed



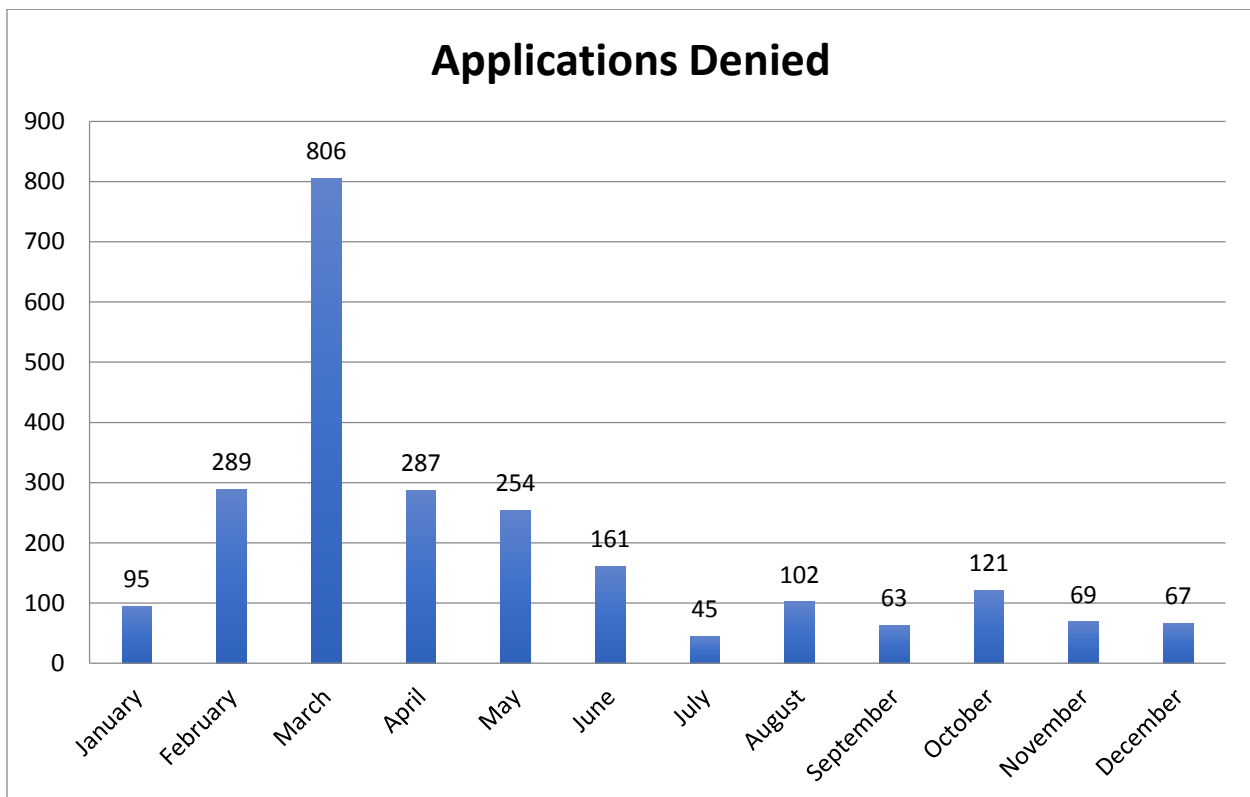
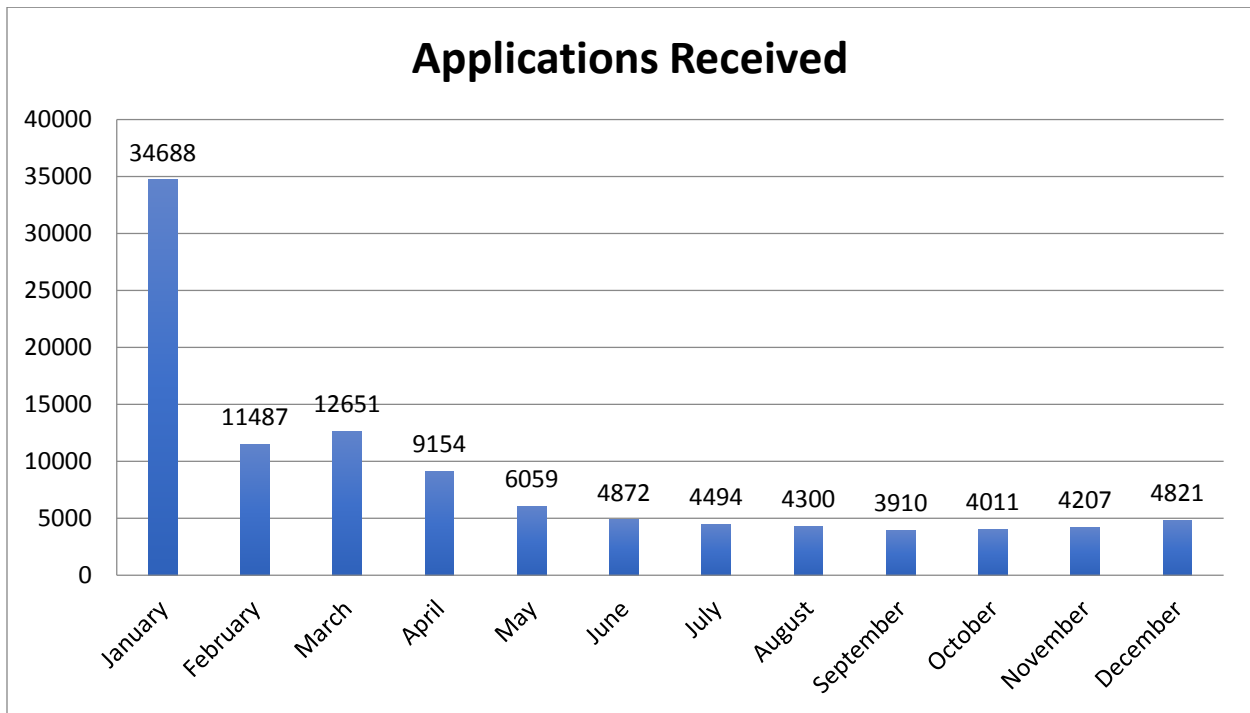
ILLINOIS CONCEALED CARRY
LICENSES REVOKED BY COUNTY *
January 1, 2014 - December 31, 2014

	JAN	FEB	MARCH	APRIL	MAY	JUNE	JULY	AUG	SEPT	OCT	NOV	DEC	TOTAL	
ADAMS	0	0	0	0	0	0	0	0	0	1	1	0	0	2
BOONE	0	0	0	0	0	0	0	0	0	1	0	0	1	2
BUREAU	0	0	0	0	0	0	1	0	0	0	0	0	0	1
CHAMPAIGN	0	0	0	0	0	0	0	0	0	1	1	0	0	2
COOK	0	0	1	1	1	5	11	8	9	7	2	5	5	50
DEKALB	0	0	0	0	1	0	0	0	1	0	0	0	0	2
DOUGLAS	0	0	0	0	0	0	0	0	1	0	1	0	0	2
DUPAGE	0	0	0	2	1	1	5	1	2	0	2	0	0	14
EDGAR	0	0	0	0	0	0	0	0	1	0	0	0	0	1
EFFINGHAM	0	0	0	0	0	0	0	1	0	0	0	0	0	1
FRANKLIN	0	0	0	0	2	0	0	0	0	0	1	0	0	3
FULTON	0	0	0	0	0	0	0	0	1	0	0	0	0	1
HENRY	0	0	0	0	0	0	0	0	1	0	0	0	0	1
JEFFERSON	0	0	0	0	5	0	0	0	0	0	0	0	0	5
JERSEY	0	0	0	1	0	1	0	0	0	0	0	0	0	2
KANE	0	0	0	0	5	2	4	0	1	0	0	0	0	12
KANKAKEE	0	0	0	1	0	0	1	0	1	0	0	1	0	4
KNOX	0	0	0	0	0	1	0	0	0	0	0	0	0	1
LAKE	0	0	0	0	0	2	2	0	0	0	2	2	0	8
LASALLE	0	0	0	1	0	0	1	2	0	0	0	0	0	4
LEE	0	0	0	0	1	0	0	0	0	0	0	0	0	1
LIVINGSTON	0	0	0	0	0	0	0	0	0	1	0	0	0	1
MACON	0	0	0	0	0	0	2	1	0	0	1	0	0	4
MADISON	0	0	0	0	0	1	1	0	3	1	1	1	0	8
MARION	0	0	0	0	1	0	1	0	0	0	0	0	0	2
MCHENRY	0	0	0	0	5	1	1	0	1	1	0	0	0	9
MCLEAN	0	0	0	0	0	1	0	0	0	1	0	0	0	2
MONROE	0	0	0	0	0	1	0	0	0	0	0	0	0	1
PEORIA	0	0	0	0	0	0	1	0	1	0	0	0	0	2
PERRY	0	0	0	0	0	0	1	1	0	0	0	0	0	2
RANDOLPH	0	0	0	0	0	0	1	0	0	0	0	0	0	1
SANGAMON	0	0	0	1	0	1	0	0	2	0	0	2	0	6
ST. CLAIR	0	0	1	0	0	0	1	0	0	1	1	0	0	4
STEPHENSON	0	0	0	0	0	1	0	0	0	0	0	0	0	1
TAZEWELL	0	0	0	0	1	1	0	0	0	0	1	0	0	3
VERMILION	0	0	0	0	0	0	0	1	0	0	0	1	0	2
WHITESIDE	0	0	0	0	0	0	0	0	0	1	0	0	0	1
WILL	0	0	0	0	0	0	2	0	2	1	0	2	0	7
Monthly Totals	0	0	2	7	23	20	36	16	28	16	12	15	175	

* Counties with no CCL revocations are not listed

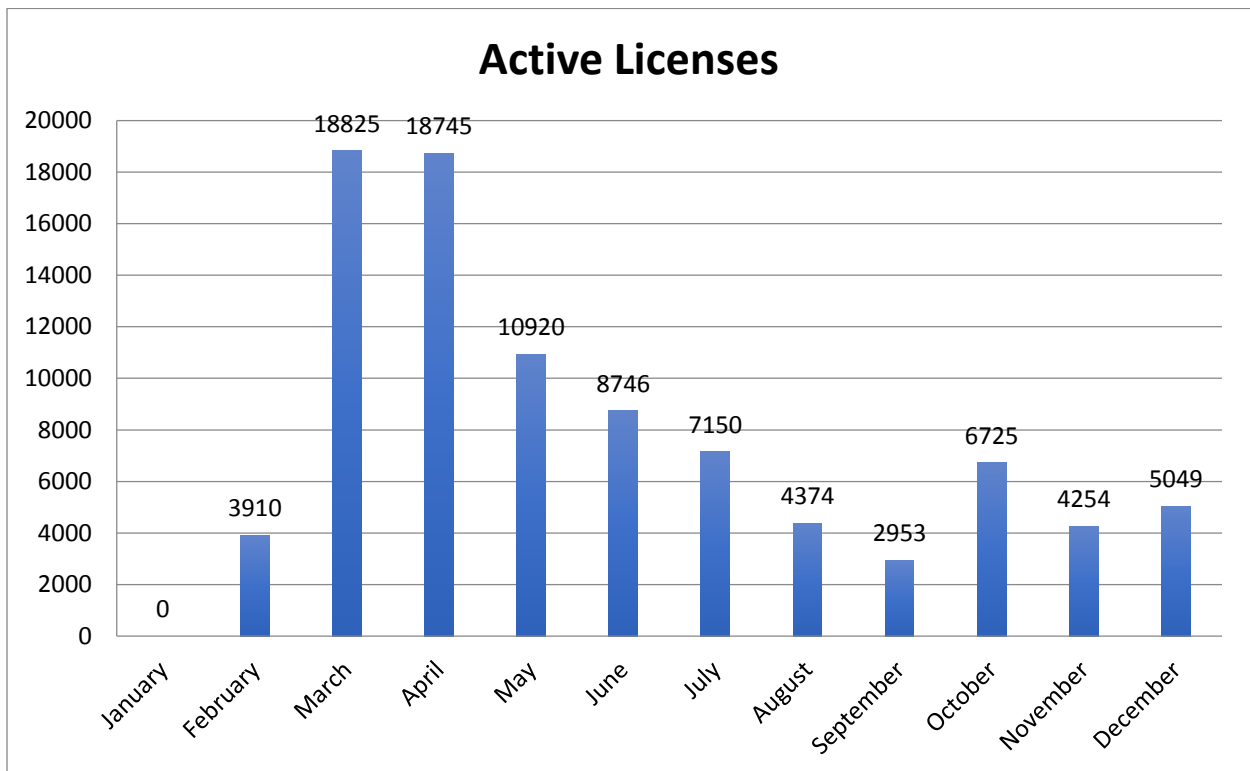
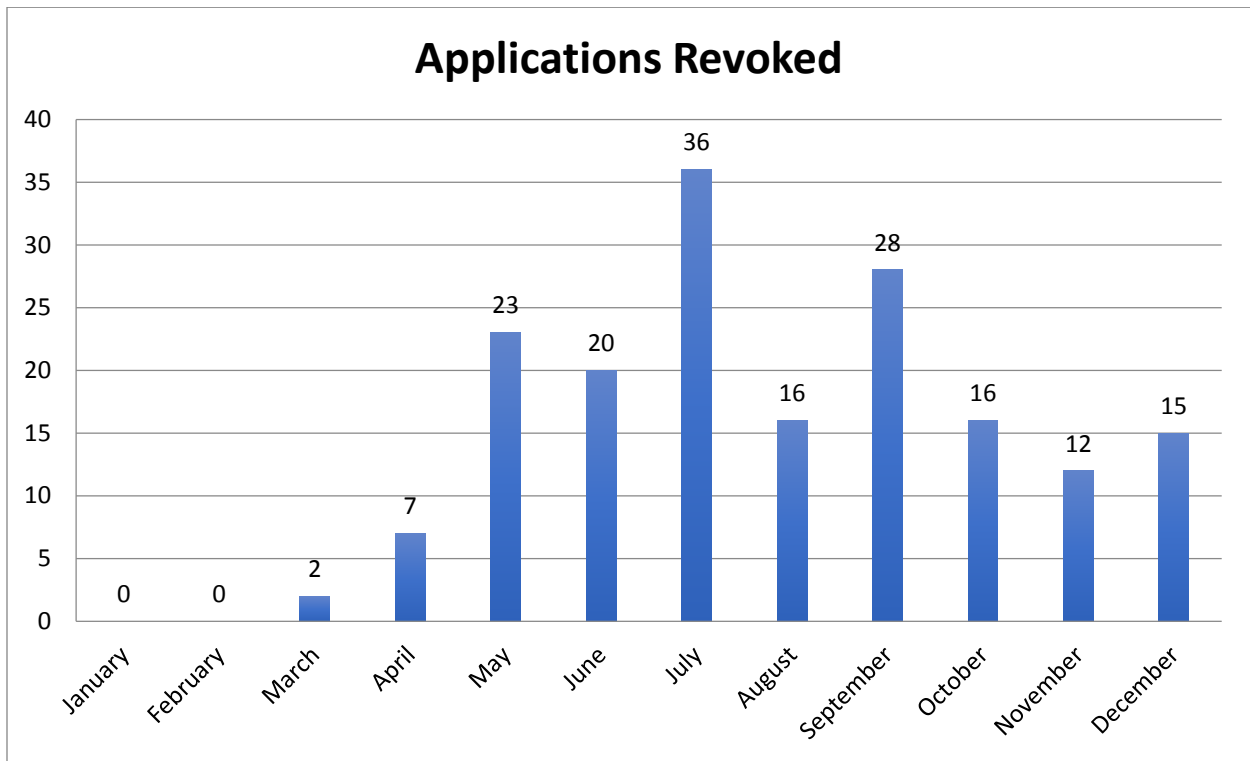


2014 ILLINOIS CONCEALED CARRY LICENSE STATISTICS



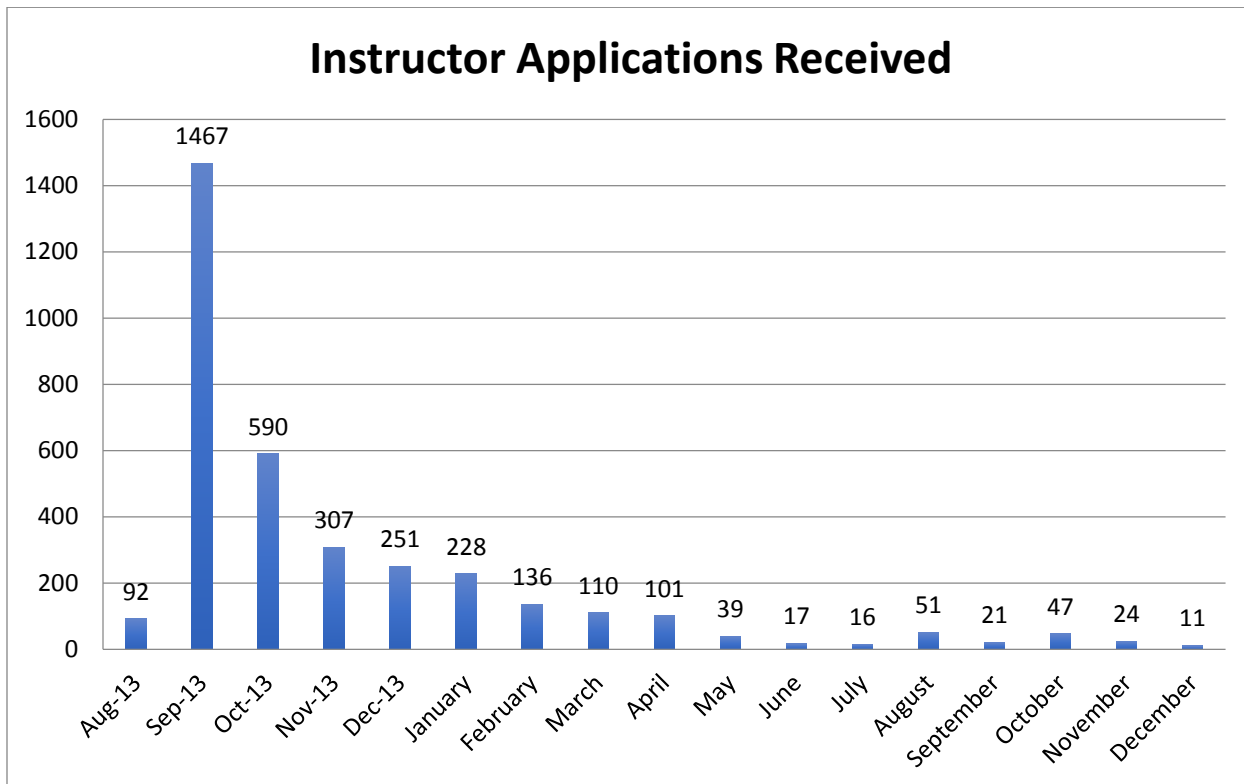
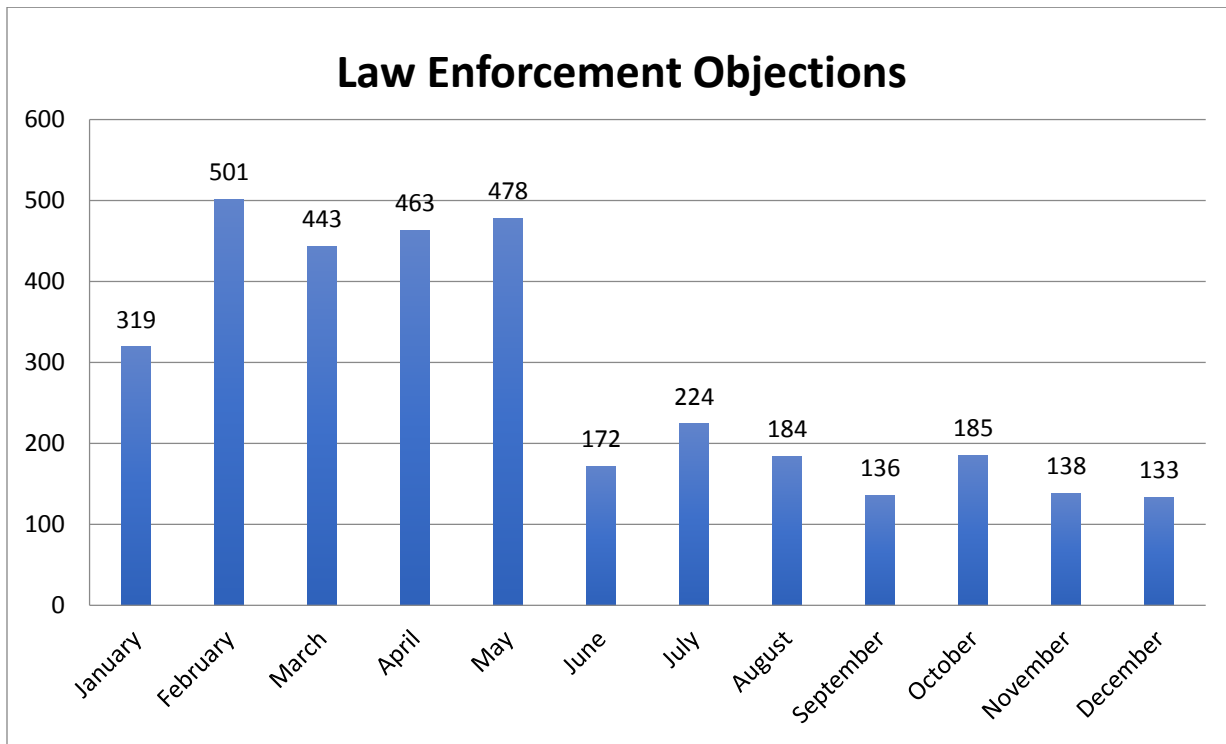


2014 ILLINOIS CONCEALED CARRY LICENSE STATISTICS





2014 ILLINOIS CONCEALED CARRY LICENSE STATISTICS





2014 ILLINOIS CONCEALED CARRY LICENSE STATISTICS

