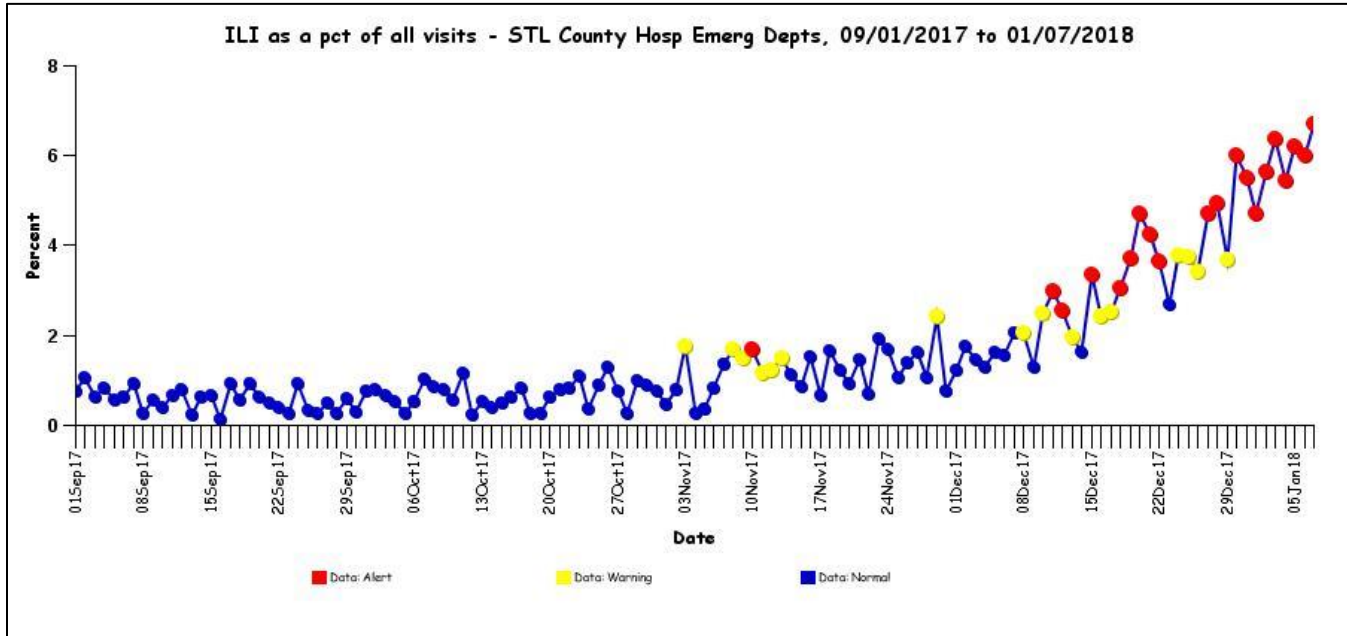


Influenza Surveillance Report

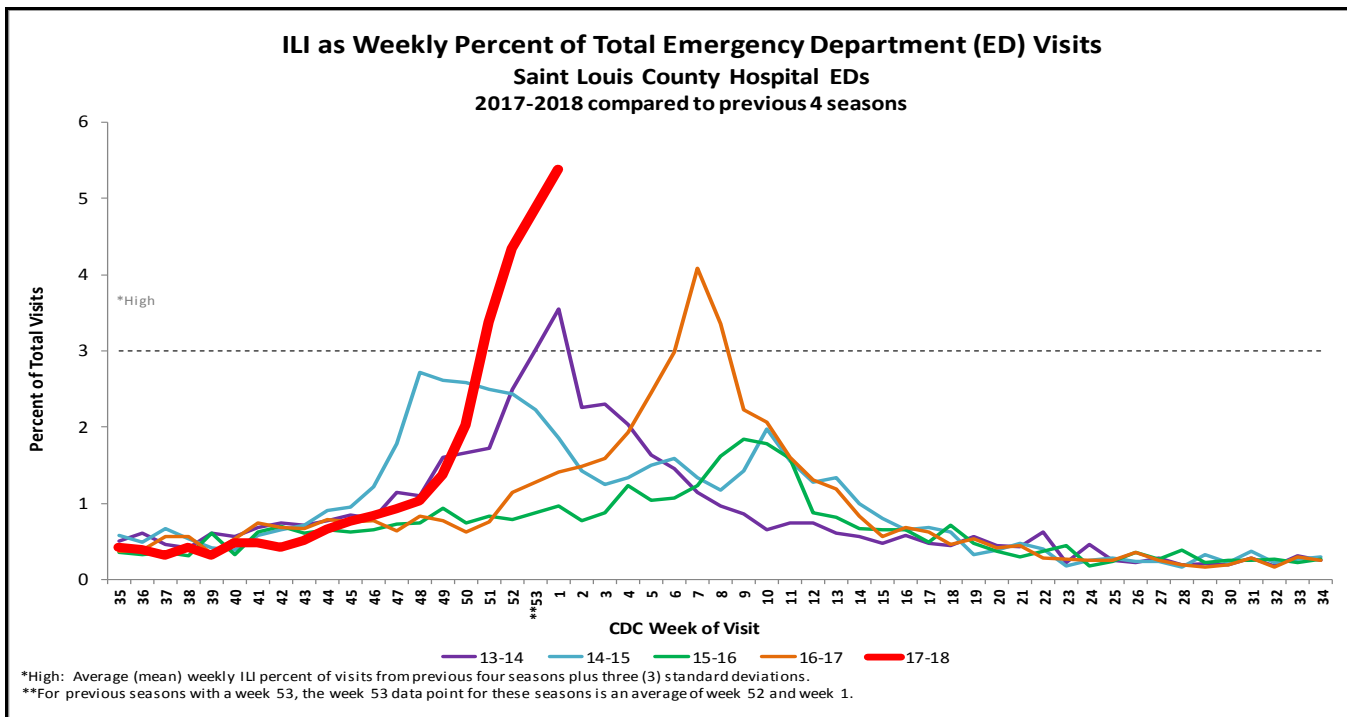
Saint Louis County Department of Public Health
Week Ending 01/07/2018 – Week 1



ESSENCE ILI Surveillance



As determined by ESSENCE, influenza-like illness (ILI) accounted for 4.72% to 6.70% of daily visits to Saint Louis County hospital emergency departments (EDs) during the week ending 01/07/2018. The number of daily visits to Saint Louis County hospital EDs for ILI ranged from 65 to 90 during the same period.



ILI as a percentage of weekly visits in Saint Louis County hospital EDs was 5.39%, compared to 1.41% in 2017 and 0.96% in 2016, for week 1.

Please remember the following points when interpreting ESSENCE data:

- ILI counts are among St. Louis County residents visiting hospitals participating in ESSENCE only. Percent of visits attributed to ILI is from all hospital emergency departments in St. Louis County only. ESSENCE does not include data from private physicians, clinics, or ambulatory care centers.
- ESSENCE is based on chief complaints, not final diagnoses or laboratory confirmed tests.
- ILI includes chief complaints with the character strings like "FLU", "INFLUENZA", and "FLULIKE" and those that ESSENCE parses to (Fever and (Cough or Sore Throat)).

Influenza Surveillance Report

Saint Louis County Department of Public Health
Week Ending 01/07/2018 – Week 1



Active Influenza Surveillance, Laboratory Confirmed Tests

Surveillance sites reported 1110 cases of influenza A and 172 cases of influenza B for the week ending 01/07/2018.

Influenza by Report Week, Type

Saint Louis County Residents Only

For cases reported between 09/25/2017 and 01/07/2018

Week ending	Type A	Type B	Unk Type	Total
10/1/2017	21	0	0	21
10/8/2017	5	1	0	6
10/15/2017	2	0	0	2
10/22/2017	4	0	0	4
10/29/2017	12	0	0	12
11/5/2017	15	2	0	17
11/12/2017	19	7	0	26
11/19/2017	30	6	0	36
11/26/2017	55	7	0	62
12/3/2017	96	5	0	101
12/10/2017	172	14	0	186
12/17/2017	397	55	0	452
12/24/2017	811	77	0	888
12/31/2017	1160	144	0	1304
1/7/2018	1110	172	0	1282
Total	3909	490	0	4399

The Saint Louis County Department of Public Health has a wide range of provider sites enrolled in its active influenza surveillance program. Weekly, these sites report positive influenza findings to the Department of Public Health. As this is a sentinel surveillance program, the cases reported to DPH by these sites do not include all influenza cases diagnosed in Saint Louis County. Weekly totals may change as newly reported cases are attributed to the week of specimen collection.

Influenza Surveillance Report

Saint Louis County Department of Public Health
Week Ending 01/07/2018 – Week 1



Influenza by Age and Type

Saint Louis County Residents Only

For cases reported between 09/25/2017 and 01/07/2018

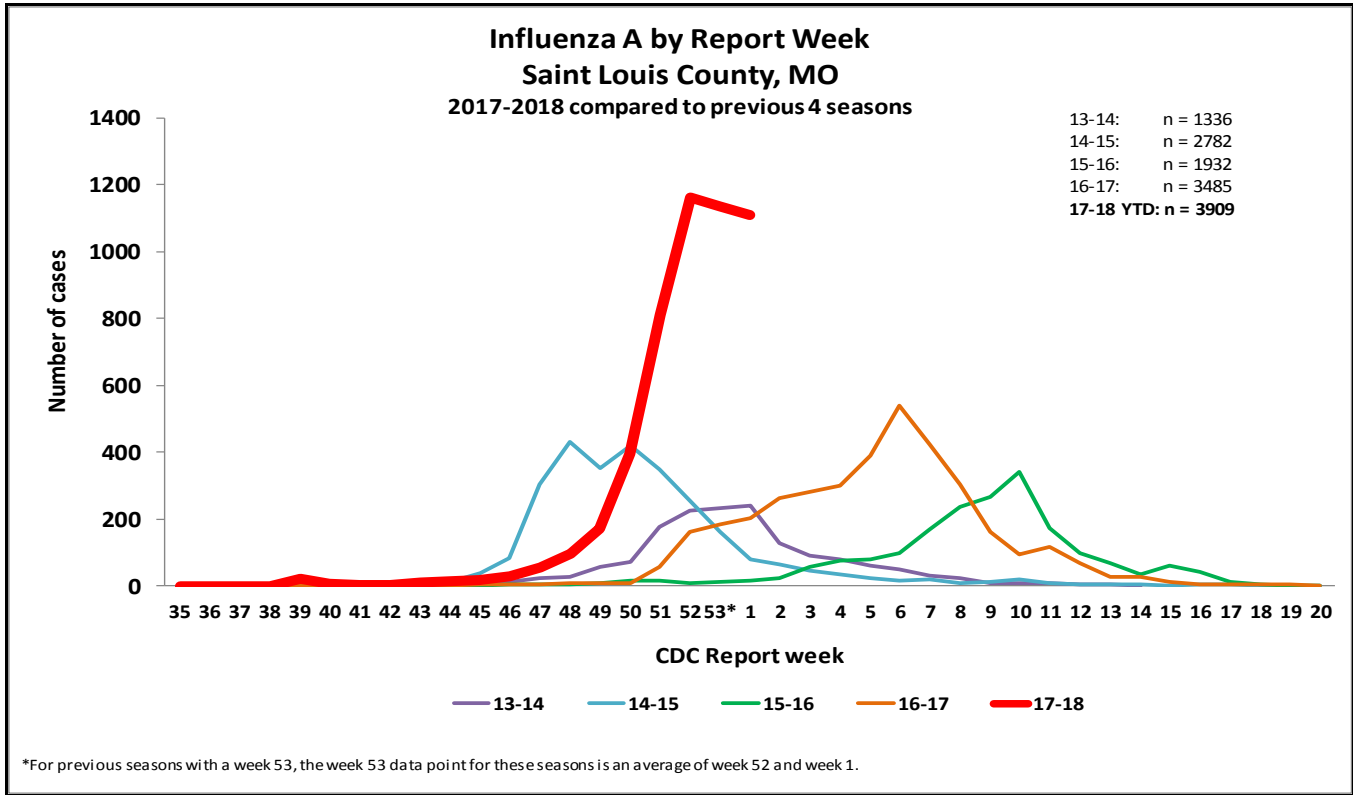
Age Group	Type A	Type B	Unk Type	Total
	n (% of total)	n (% of total)	n (% of total)	n (%)
00 to <02	193 (4)	7 (0)	0 (0)	200 (5)
02 to 04	320 (7)	24 (1)	0 (0)	344 (8)
05 to 14	582 (13)	61 (1)	0 (0)	643 (15)
15 to 24	398 (9)	48 (1)	0 (0)	446 (10)
25 to 49	736 (17)	131 (3)	0 (0)	867 (20)
50 to 64	535 (12)	84 (2)	0 (0)	619 (14)
65+	1144 (26)	135 (3)	0 (0)	1279 (29)
Total	3908 (89)	490 (11)	0 (0)	4398 (100)

Influenza Surveillance Report

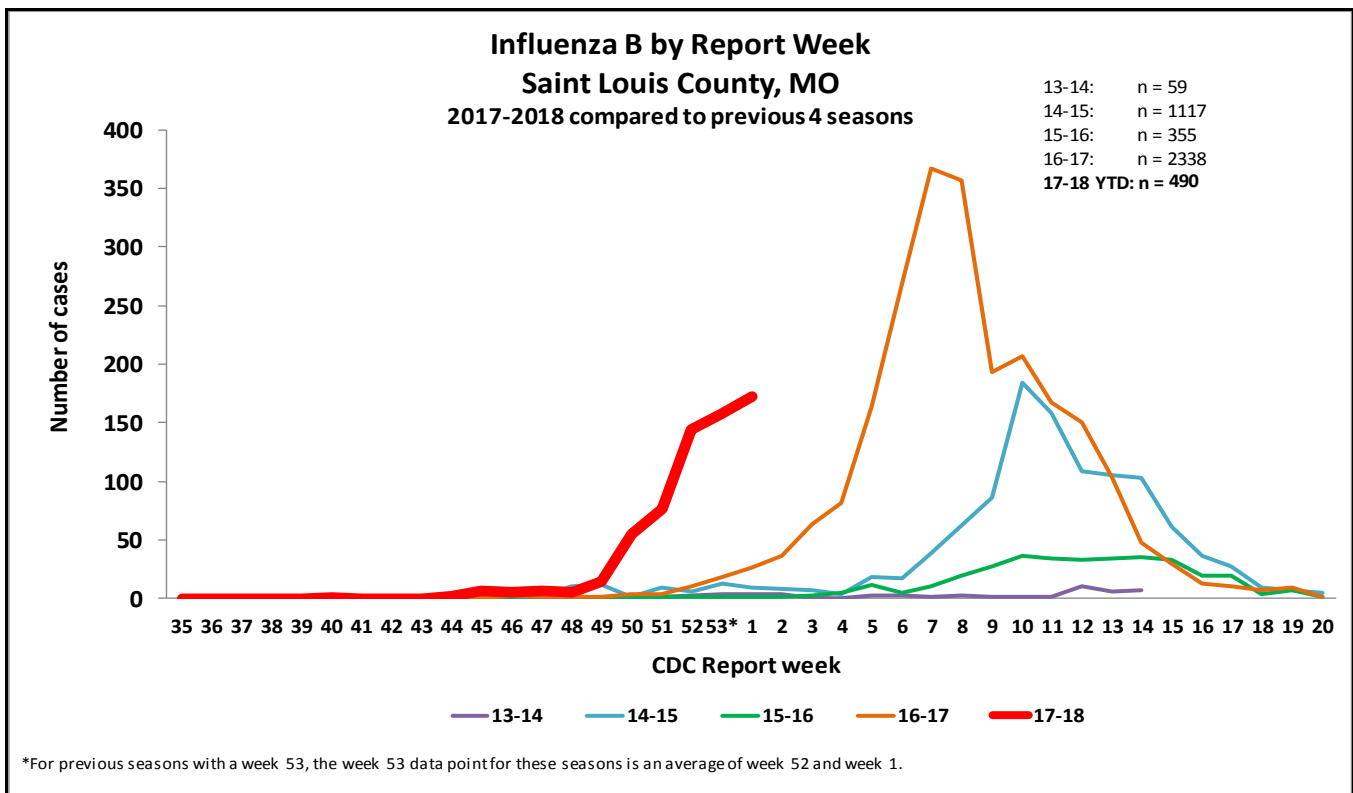
Saint Louis County Department of Public Health
 Week Ending 01/07/2018 – Week 1



Total Influenza A by CDC Report Week, 2017-2018 compared to previous four seasons



Total Influenza B Cases by CDC Report Week, 2017-2018 compared to previous four seasons

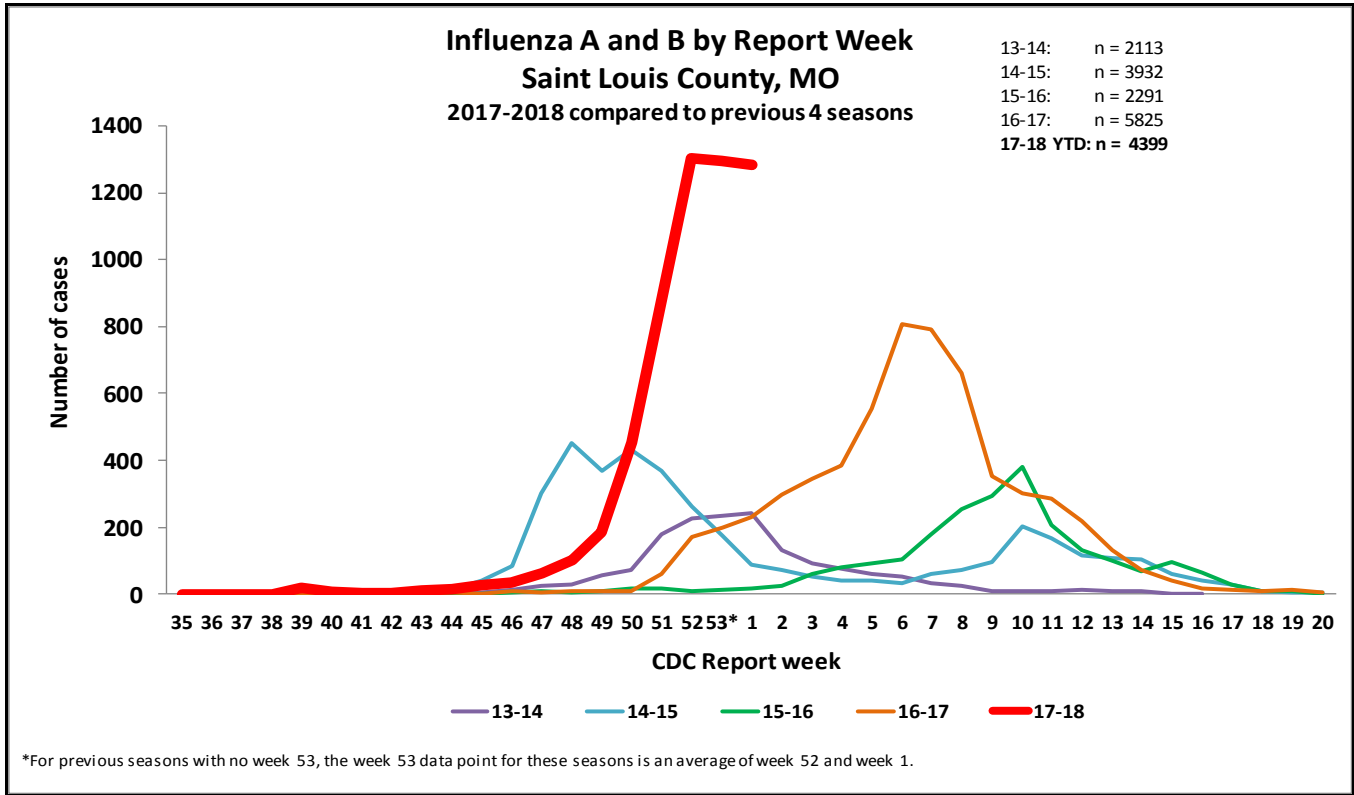


Influenza Surveillance Report

Saint Louis County Department of Public Health
 Week Ending 01/07/2018 – Week 1



Total Influenza A and B Cases by CDC Report Week, 2017-2018 compared to previous four seasons

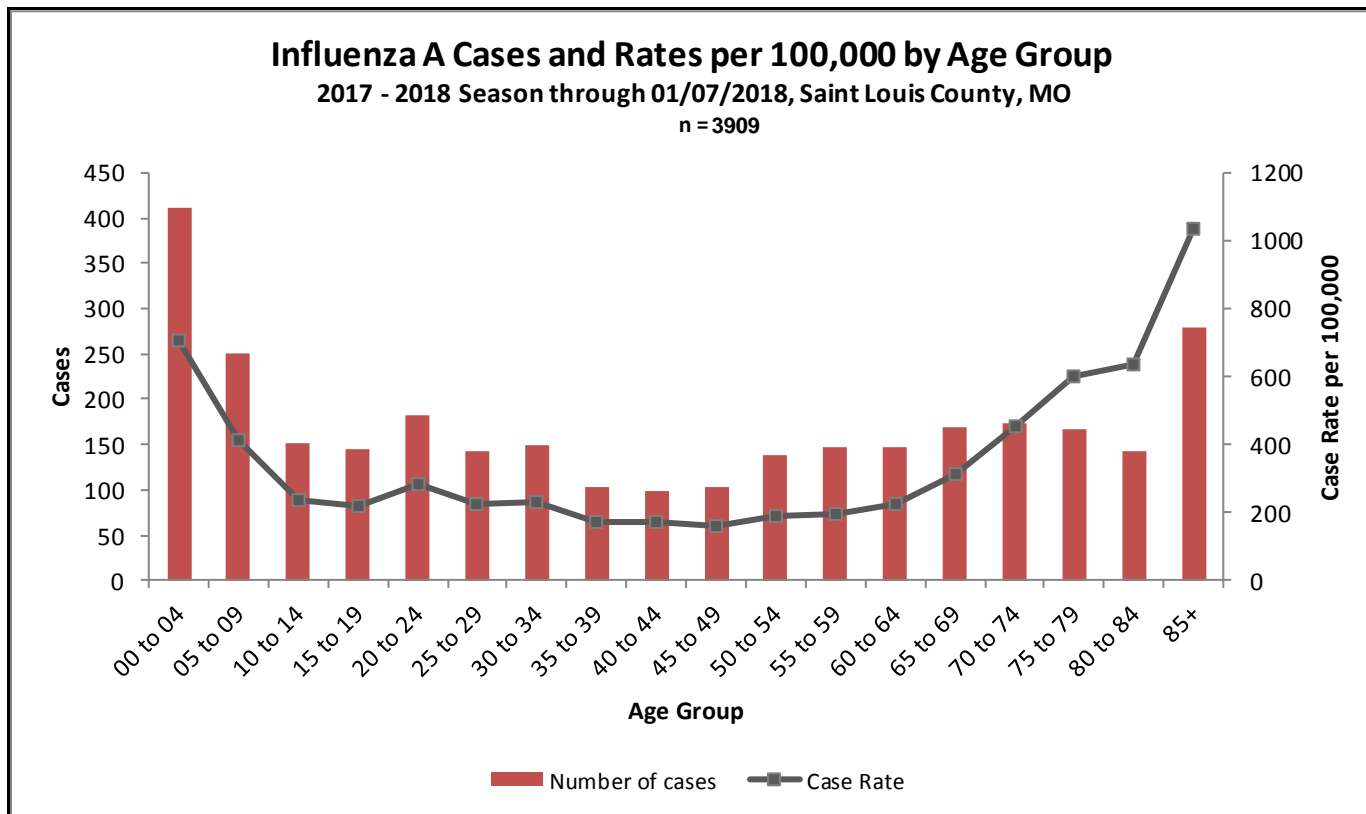


Influenza Surveillance Report

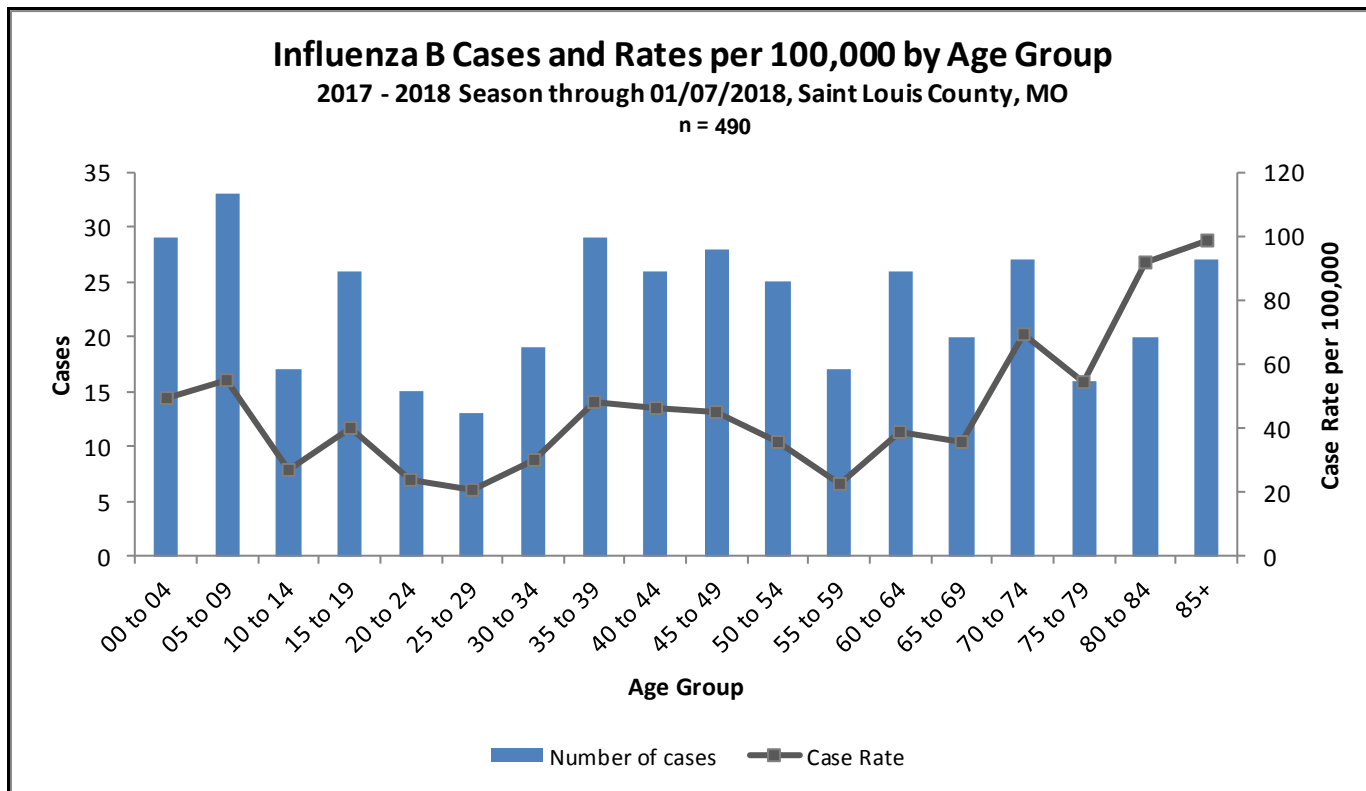
Saint Louis County Department of Public Health
 Week Ending 01/07/2018 – Week 1



Influenza A Cases and Rates by Age Group



Influenza B Cases and Rates by Age Group

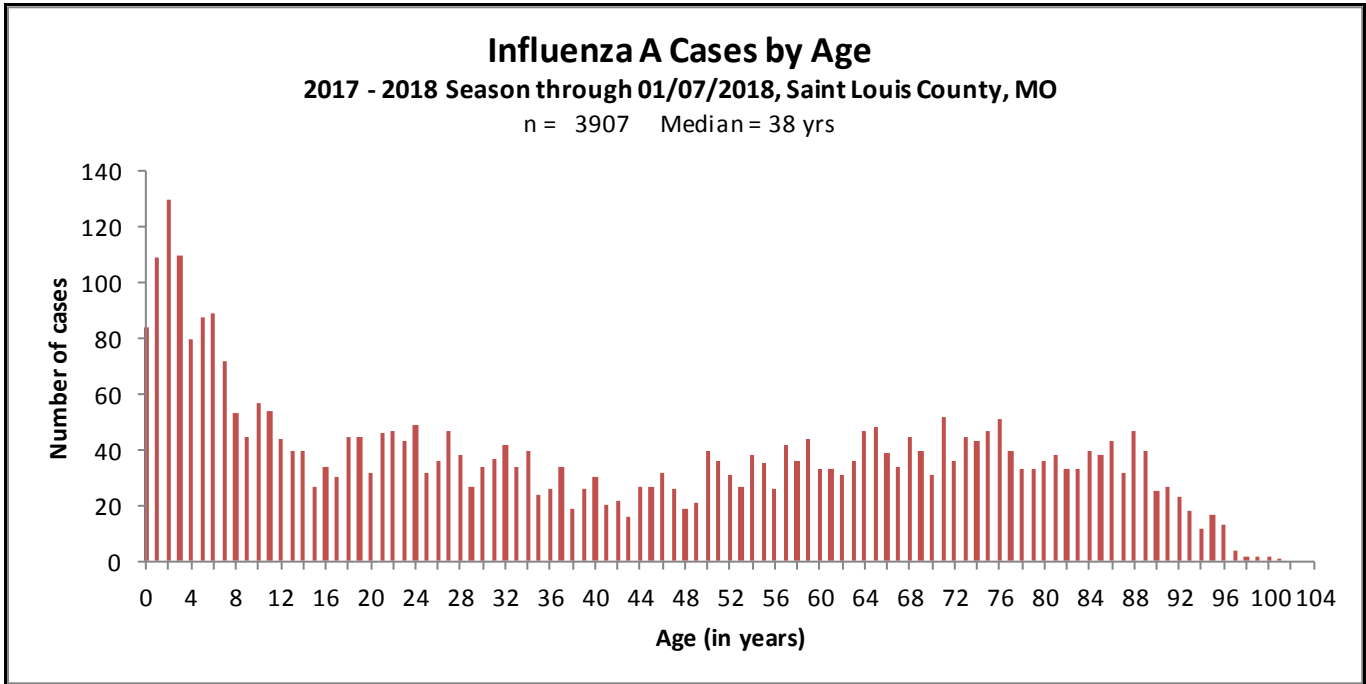


Influenza Surveillance Report

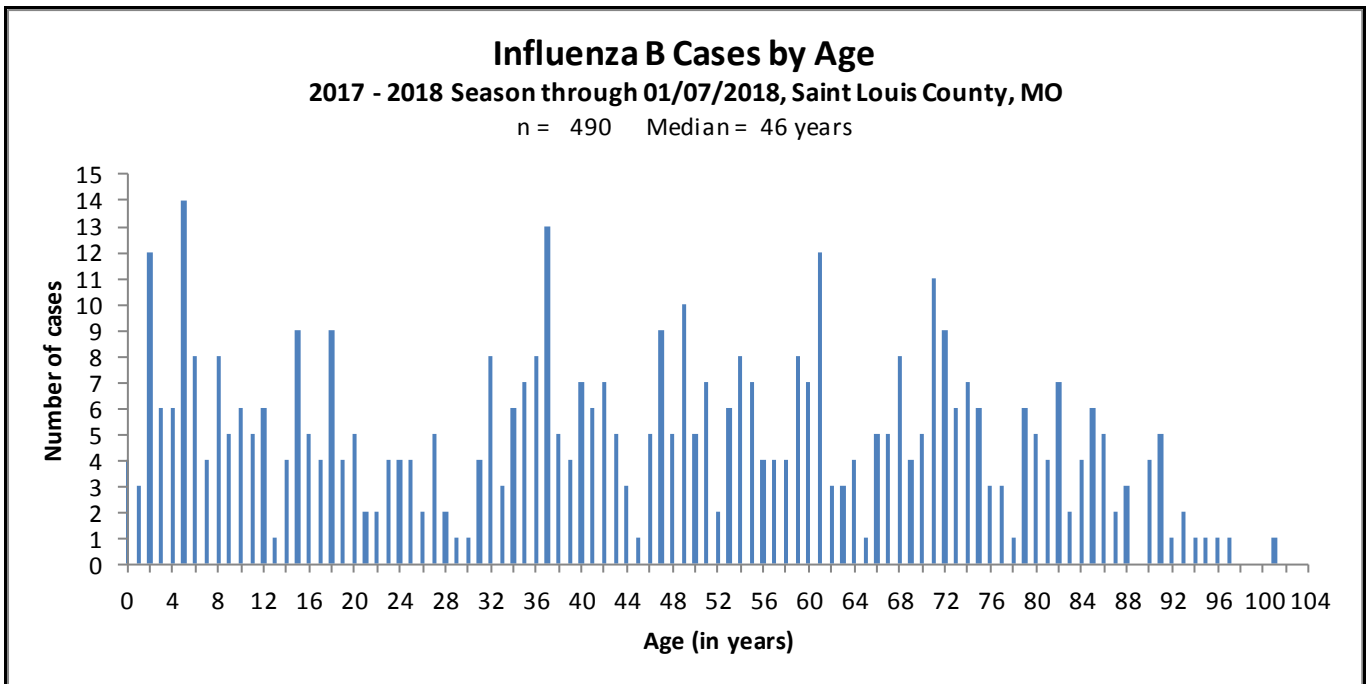
Saint Louis County Department of Public Health
Week Ending 01/07/2018 – Week 1



Influenza A Cases by Age



Influenza B Cases by Age



Influenza Surveillance Report

Saint Louis County Department of Public Health
Week Ending 01/07/2018 – Week 1



Saint Louis County Influenza Outbreaks:

As of the week ending 01/07/2018, there have been five outbreaks of influenza reported to the Saint Louis County Department of Public Health. Four outbreaks occurred in long-term care facilities and one outbreak occurred in a middle school. Additionally, the Saint Louis County Department of Public Health is monitoring several influenza clusters occurring in long-term care facilities.

Weekly Virus/Microbiology Update, St. Louis Children's Hospital*:

<http://slchlabtestguide.bjc.org/Default.aspx?url=6370c5dc-f652-482f-af9d-e038fda86d03>

**courtesy of Gregory Storch, MD, and the St. Louis Children's Hospital Clinical Laboratory*

For additional information on national influenza surveillance, please visit the Centers for Disease Control and Prevention website:

<https://www.cdc.gov/flu/weekly/>

For additional information on statewide influenza surveillance, please visit the Missouri Department of Health and Senior Services website:

<http://health.mo.gov/living/healthcondiseases/communicable/influenza/reports.php>