

**KUFM-FM RADIO A Public Telecommunications
Entity Operated by University of Montana**

FINANCIAL STATEMENTS AND
INDEPENDENT AUDITOR'S REPORT

June 30, 2016 and 2015

Prepared by

Wipfli LLP
101 East Front Street, Suite 301
Missoula, MT 59802

P.O. Box 8867
Missoula, MT 59807-8867

406.728.1800
fax 406.721.2431

KUFM-FM RADIO
A PUBLIC TELECOMMUNICATIONS ENTITY OPERATED BY
UNIVERSITY OF MONTANA
June 30, 2016 and 2015

CONTENTS

MANAGEMENT'S DISCUSSION AND ANALYSIS	1 - 10
INDEPENDENT AUDITOR'S REPORT	11 - 12
FINANCIAL STATEMENTS	
Statements of Net Position	13
Statements of Revenues, Expenses and Changes in Net Position	14
Statements of Cash Flows	15
Notes to Financial Statements.....	16 - 31
REQUIRED SUPPLEMENTAL INFORMATION.....	32 – 33

KUFM-FM RADIO
A PUBLIC TELECOMMUNICATIONS ENTITY
OPERATED BY UNIVERSITY OF MONTANA
Management's Discussion and Analysis
June 30, 2016 and 2015

INTRODUCTION

The management's discussion and analysis (MD&A) provides an overview of KUFM-FM Radio's (KUFM) financial position and activities for the fiscal years ended June 30, 2016 and 2015. The MD&A emphasizes the current year and identifies any economic or financial factors which could have a significant impact on future operations. This discourse has been prepared by management and should be read in conjunction with the financial statements and notes following this section.

KUFM is a public service unit of the Montana University System as well as a National Public Radio affiliate. It provides public radio programming and services to communities in western and central Montana. With eight full-powered transmitters and four translators broadcasting twenty-four hours a day, KUFM boasts a coverage area spanning nearly half of Montana. KUFM's network service is branded as Montana Public Radio (MTPR) with central operations located at the University of Montana – Missoula.

USING THE FINANCIAL STATEMENTS

Pursuant to GASB Statement No. 35, the basic financial statements consist of the following three statements: Statement of Net Position; Statement of Revenues, Expenses and Changes in Net Position; Statement of Cash Flows; and notes to the financial statements. In addition to the financial statements, the MD&A is included as required supplementary information.

The financial statements are prepared using the accrual basis of accounting, whereas revenues are recognized when services are provided and expenses are recognized when goods or services are received, regardless of when cash is exchanged.

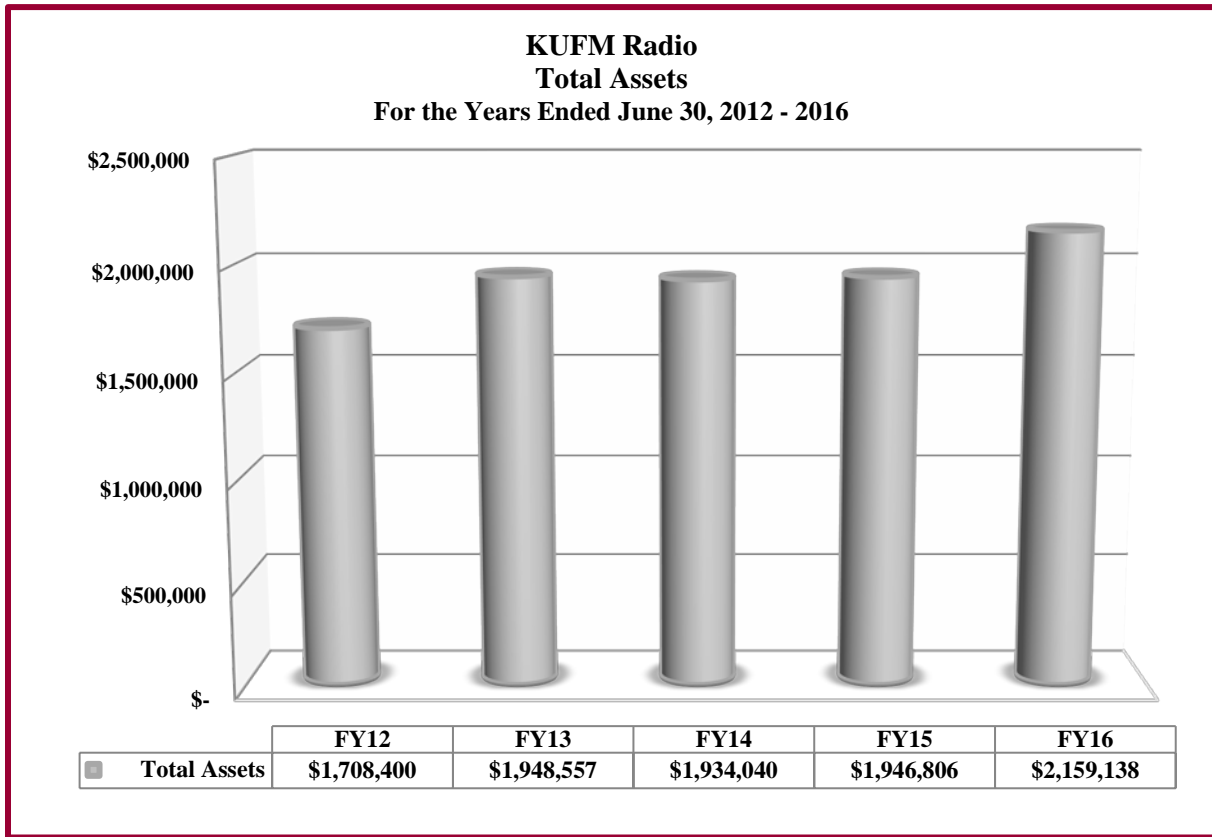
FINANCIAL HIGHLIGHTS AND ANALYSIS

In FY16, revenues rose most notably from an increase in Private Gifts in the amount of \$154,087, and an increase in grants from the Corporation of Public Broadcasting of \$23,800, or an increase of 11% and 10%, respectively. These increases in revenue were offset by a decrease in indirect support from the University of Montana in the amount of \$25,269. In FY16, KUFM's total operating expenses declined by \$52,695 or 2%. Overall, net position increased by \$246,166.

KUFM-FM RADIO
A PUBLIC TELECOMMUNICATIONS ENTITY
OPERATED BY UNIVERSITY OF MONTANA
Management's Discussion and Analysis
June 30, 2016 and 2015

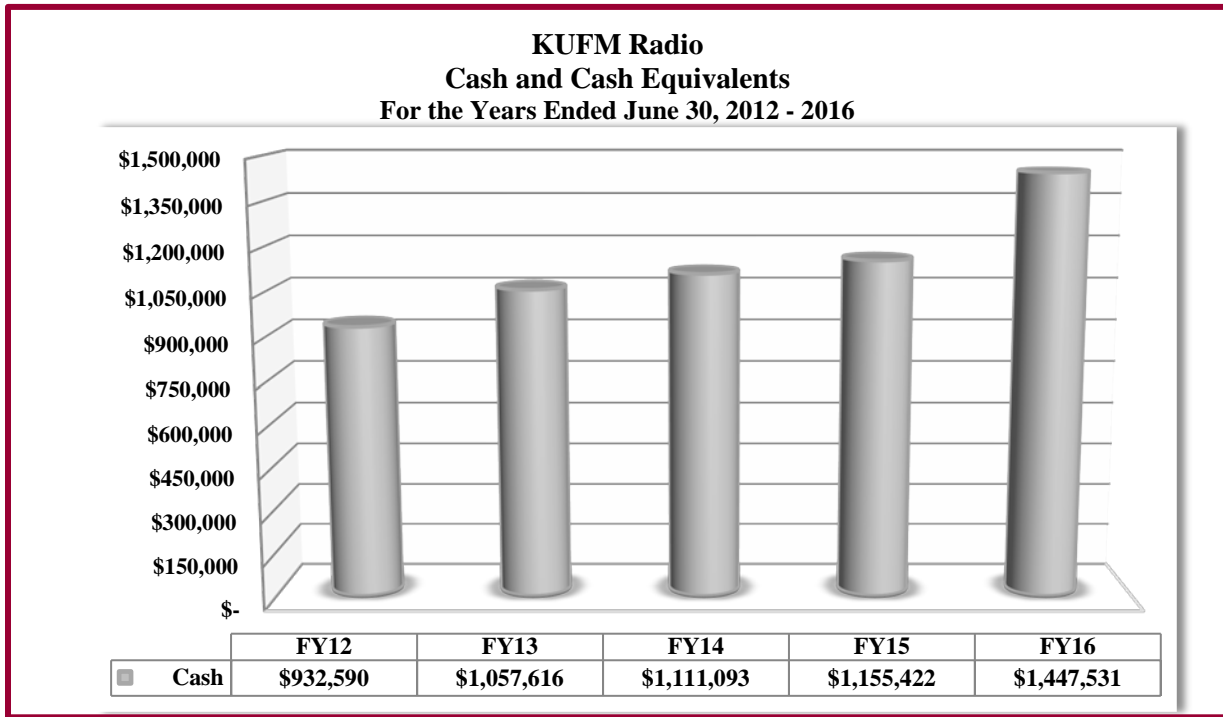
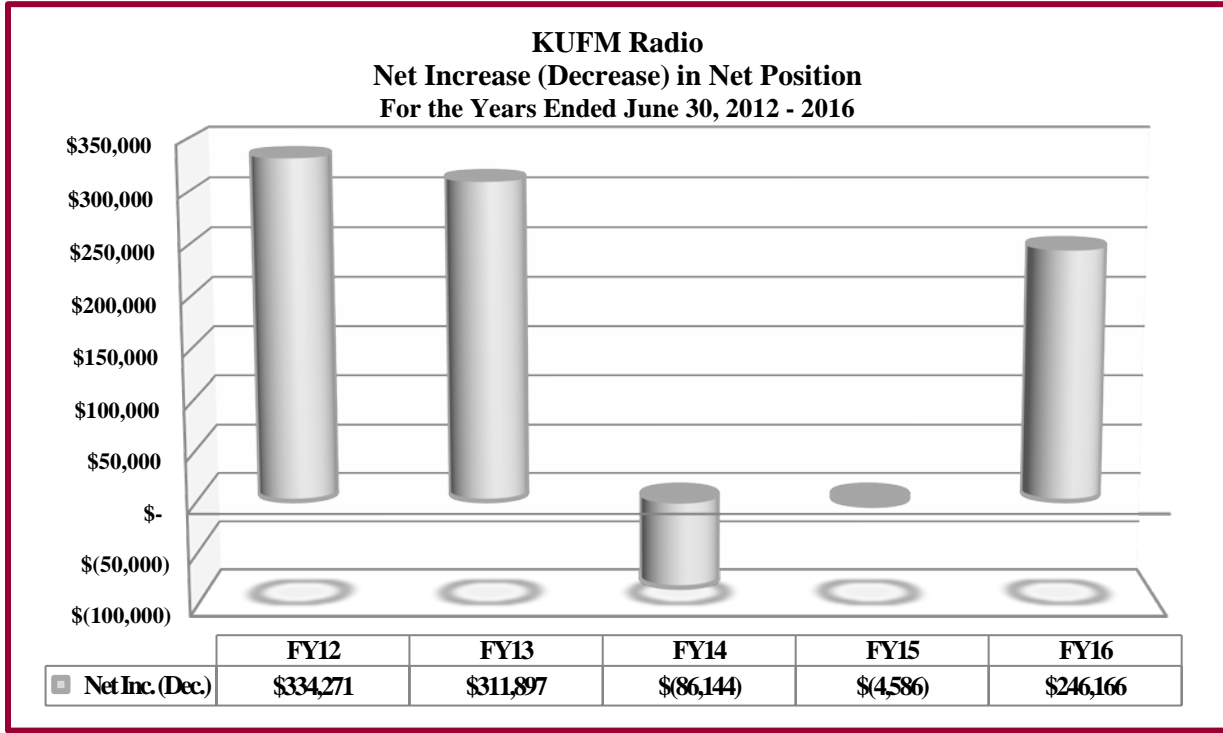
FINANCIAL HIGHLIGHTS AND ANALYSIS (continued)

The following charts illustrate the current year changes and financial position of KUFM for prior years.



KUFM-FM RADIO
A PUBLIC TELECOMMUNICATIONS ENTITY
OPERATED BY UNIVERSITY OF MONTANA

Management's Discussion and Analysis
June 30, 2016 and 2015



KUFM-FM RADIO
A PUBLIC TELECOMMUNICATIONS ENTITY
OPERATED BY UNIVERSITY OF MONTANA
Management's Discussion and Analysis
June 30, 2016 and 2015

FINANCIAL HIGHLIGHTS AND ANALYSIS (continued)

Statement of Net Position

The Statement of Net Position presents the financial position of KUFM at the end of the fiscal year and includes all assets and liabilities. The difference between total assets and total liabilities (Net Position) is one indicator of whether the overall financial condition of an entity has improved or worsened during the year. Assets and liabilities are generally measured using current values except for capital assets, which are stated at historical cost less an allowance for depreciation.

A summary of the Statements of Net Position is as follows at June 30:

	2016	2015	2014
ASSETS			
Total current assets	\$ 1,576,634	\$ 1,289,010	\$ 1,240,628
Total non-current assets	582,504	657,796	693,412
Total Assets	<u>2,159,138</u>	<u>1,946,806</u>	<u>1,934,040</u>
DEFERRED OUTFLOWS OF RESOURCES			
	47,140	52,488	-
	<u>\$ 2,206,278</u>	<u>\$ 1,999,294</u>	<u>\$ 1,934,040</u>
LIABILITIES			
Total current liabilities	\$ 317,247	\$ 350,080	\$ 310,347
Total non-current liabilities	1,094,540	978,527	354,955
Total liabilities	<u>1,411,787</u>	<u>1,328,607</u>	<u>665,302</u>
DEFERRED INFLOWS OF RESOURCES			
	39,842	162,204	-
NET POSITION			
Net invested in capital assets	429,659	481,628	500,079
Restricted	167,572	176,365	191,639
Unrestricted	157,418	(149,510)	577,020
Total net position	<u>754,649</u>	<u>508,483</u>	<u>1,268,738</u>
	<u>\$ 2,206,278</u>	<u>\$ 1,999,294</u>	<u>\$ 1,934,040</u>

Events or developments which occurred during 2016

- In FY16, current assets increased by almost \$290,000, due primarily to an increase in cash and cash equivalents of \$292,000, which was offset by a \$1,200 decline in prepaid expenses and a \$3,300 decline in Accounts Receivable. The increase in cash and cash equivalents reflects an increase in donor support from fundraising activities.

KUFM-FM RADIO
A PUBLIC TELECOMMUNICATIONS ENTITY
OPERATED BY UNIVERSITY OF MONTANA
Management's Discussion and Analysis
June 30, 2016 and 2015

FINANCIAL HIGHLIGHTS AND ANALYSIS (continued)

- The decrease in deferred outflows of resources of \$5,300 is from a reduction in KUFM's proportionate share of the multi-employer pension plan's deferred outflows.
- Noncurrent assets decreased by over \$75,000 in FY16 due to a \$60,000 decline in capital assets from the increase in accumulated depreciation and a decrease of \$15,500 in the fair value of endowment investments.
- Current liabilities decreased by over \$32,000 due to decreases in accounts payable and accrued liabilities (\$34,000) and unearned revenue (\$37,000), which were offset by a \$41,000 increase in property held in trust for the Great Falls Public Radio Association-KGPR. KUFM solicits funds for Great Falls Public Radio Association – KGPR and records donations received on their behalf in property held in trust.
- The decrease in deferred inflows of resources of \$122,000 is from a reduction in KUFM's proportionate share of the multi-employer pension plan's deferred inflows.
- Noncurrent liabilities increased by \$116,000 in FY16 due to increases in the liability for other postemployment benefits (OPEB) and KUFM's proportionate share of the multi-employer pension plan's net pension liability of \$24,000 and \$91,000, respectively.
- The net position of KUFM increased by over \$246,000 in FY16 due largely to an increase in donor support from its fundraising efforts.

Events or developments which occurred during 2015

- Current assets increased by over \$48,000, due primarily to an increase in cash and cash equivalents and accounts receivable of \$44,000 and \$24,000, respectively. The increase in cash and accounts receivable reflects an increase in fundraising activities. Offsetting the increases in current assets was a \$20,000 decline in prepaid expenses.
- KUFM recorded deferred outflows of resources of \$52,488 from the implementation of GASB 68, *Accounting and Financial Reporting for Pensions*, in FY15. KUFM did not restate FY14 for GASB 68 because insufficient actuarial data was available.
- Noncurrent assets decreased by almost \$36,000 in FY15 due to a \$26,000 decline in capital assets from the increase in accumulated depreciation, net of additions, and a decrease of \$9,000 in endowment investments due primarily to a decrease in fair market value.
- Current liabilities increased by over \$39,000 due to a large extent from increases in accounts payable and accrued liabilities (\$11,000), property held in trust (\$35,000) and unearned revenue (\$6,000). KUFM solicits funds for Great Falls Public Radio Association – KGPR and records donations received on their behalf in property held in trust. The increase in unearned revenue is primarily from CPB Community Service Grant revenue received in FY15 for fiscal year 2016. The increase in total current liabilities was offset by a reduction of accrued compensated absences just under \$13,000.

KUFM-FM RADIO
A PUBLIC TELECOMMUNICATIONS ENTITY
OPERATED BY UNIVERSITY OF MONTANA
Management's Discussion and Analysis
June 30, 2016 and 2015

FINANCIAL HIGHLIGHTS AND ANALYSIS (continued)

- Deferred inflows were recorded in FY15, of \$162,204 as result of the implementation of GASB 68. FY14 was not restated because insufficient actuarial information was available for prior years.
- Noncurrent liabilities increased in FY15 due to liability adjustments for other postemployment benefits (OPEB). Increases for the liability for health benefits of \$26,644, calculated in accordance with GASB 45, *Accounting and Financial Reporting by Employers for Postemployment Benefits Other Than Pensions* and an adjustment for pensions calculated in accordance with GASB 68, *Accounting and Financial Reporting for Pensions* of \$627,762 attributed to the increased noncurrent liabilities. Decreased advances from primary government of \$7,800 and a decrease in compensated absences of \$20,000 offset a portion of the increase.
- The net position of KUFM declined by over \$760,000 in FY15 due largely to the \$756,000 prior period adjustment to record the net pension liability required by GASB 68. The remaining decrease is due to an almost \$5,000 decrease in FY15 net position which is an \$82,000 improvement over FY14 results.

Statement of Revenues, Expenses and Changes in Net Position

The Statement of Revenues, Expenses, and Changes in Net Position present the results of KUFM's operational activities. In accordance with GASB, revenues and expenses are classified as either operating or non-operating. Operating revenues and expenses are the inflows or uses of funds related directly to fulfilling the entity's purpose (i.e. providing public radio services). Non-operating revenues are revenues earned for which goods or services are not provided and include private gifts and investment income. Non-operating expense is interest on long-term debt.

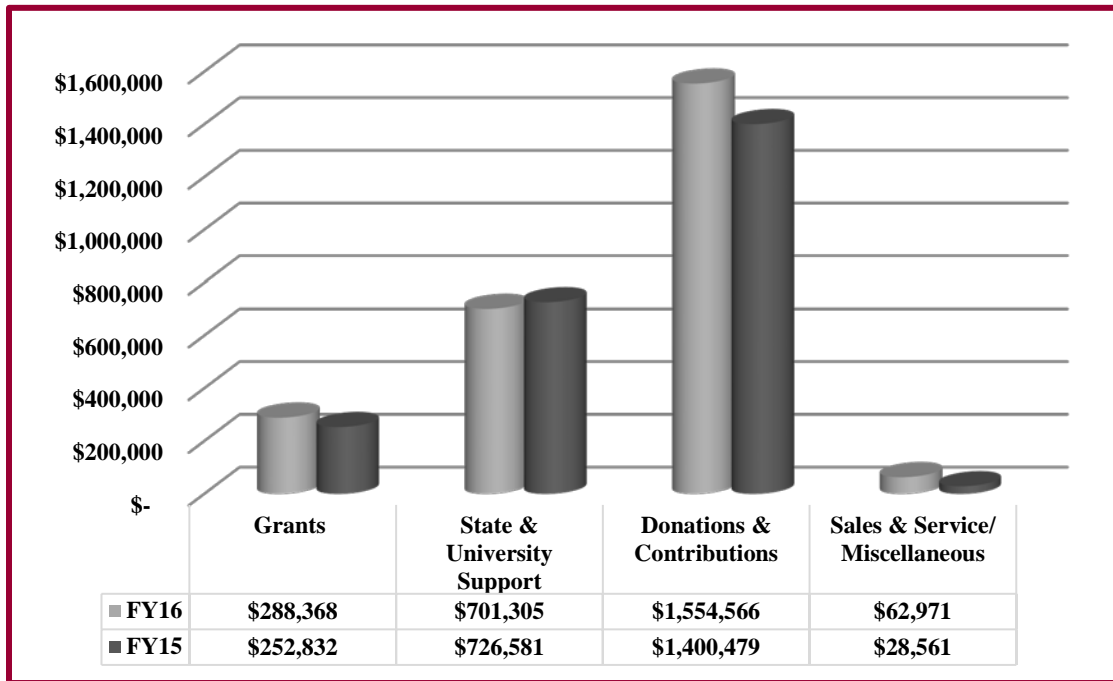
A summary of the Statements of Revenues, Expenses and Changes in Net Position is as follows at June 30:

	2016	2015	2014
Operating revenue	\$ 1,052,717	\$ 1,004,778	\$ 990,456
Operating expenses	2,360,208	2,412,903	2,297,750
Operating loss	(1,307,491)	(1,408,125)	(1,307,294)
Non-operating revenues	1,553,657	1,403,539	1,221,150
Income (loss) before other revenues	246,166	(4,586)	(86,144)
Net change in net position	246,166	(4,586)	(86,144)
Net position, beginning of year, as previously reported	508,483	1,268,738	1,354,882
Net position, prior period adjustment	-	(755,669)	-
Net position, end of year	<u>\$ 754,649</u>	<u>\$ 508,483</u>	<u>\$ 1,268,738</u>

KUFM-FM RADIO
A PUBLIC TELECOMMUNICATIONS ENTITY
OPERATED BY UNIVERSITY OF MONTANA
Management's Discussion and Analysis
June 30, 2016 and 2015

FINANCIAL HIGHLIGHTS AND ANALYSIS (continued)

The following chart provides a graphical representation of revenues by source for fiscal years 2016 and 2015:



Events or developments which occurred during 2016

- Operating revenues increased by almost \$48,000 in FY16, largely from an increase in grants and other revenues of \$68,000. Non-operating revenues rose more significantly with an increase of over \$150,000 due to an increase in private gifts and in-kind donations. While operating costs for program services were up by \$52,000 in FY16, total operating expenses decreased by \$53,000 primarily due to decreases in management and general, and fundraising expenses of \$24,000 and \$83,000, respectively.

Events or developments which occurred during 2015

- While operating revenues were up slightly in FY15, non-operating revenues increased by \$182,000, primarily due to an increase in donations and contributions of \$211,000, or 18%. A decrease in investment income of \$29,000 from a decline in fair market value, offset a portion of the increase in non-operating revenues. The increase in operating expenses of \$115,000 was largely from a wage increase of 2.5% plus \$250 negotiated with employee bargaining units and a similar wage increase for administrators and contract professionals. Even though net position decreased by almost \$5,000, it was an \$82,000 improvement over FY14 results.

KUFM-FM RADIO
A PUBLIC TELECOMMUNICATIONS ENTITY
OPERATED BY UNIVERSITY OF MONTANA
Management's Discussion and Analysis
June 30, 2016 and 2015

FINANCIAL HIGHLIGHTS AND ANALYSIS (continued)

Statement of Cash Flows

The Statement of Cash Flows provides additional information about KUFM's financial results by reporting the major sources and uses of cash. This statement aids in assessing KUFM's ability to a) meet obligations and commitments as they become due, b) generate future cash flows, and c) recognize the need for external financing.

A summary of the Statements of Cash Flows is as follows at June 30:

	2016	2015	2014
CASH PROVIDED BY (USED IN)			
Operating activities	\$(1,261,715)	\$(1,260,496)	\$(1,179,519)
Noncapital financing activities	1,547,064	1,332,025	1,225,521
Capital and related financing activities	(7,900)	(39,797)	(7,824)
Investing activities	14,660	12,597	15,299
Net change in cash and cash equivalents	292,109	44,329	53,477
Cash and cash equivalents – beginning of year	1,155,422	1,111,093	1,057,616
Cash and cash equivalents – end of year	<u>\$ 1,447,531</u>	<u>\$ 1,155,422</u>	<u>\$ 1,111,093</u>

Events or developments which occurred during 2016

Specific events or cash transactions that had a significant influence on the increase in cash (a net cash inflow) of approximately \$292,109 during fiscal year 2016 were:

- Cash used in operating activities in FY16 were comparable to cash used for operating activities in FY15.
- Cash provided by noncapital and capital financing activities increased by more than \$215,000 as a result of increased private gifts.
- Cash provided by investing activities of over \$14,000 is primarily from endowment investment earnings.
- Cash used in by capital and related financing activities of \$7,900 was for debt service payments on a loan obligation. KUFM did not use cash to acquire capital assets in FY16.

Events or developments which occurred during 2015

Specific events or cash transactions that had a significant influence on the increase in cash (a net cash inflow) of approximately \$44,000 during fiscal year 2015 were:

- Cash used in operating activities increased by over \$80,000, increasing from \$1,179,000 cash used in FY14 to \$1,260,000 cash used in FY15. An increase of \$117,000 in cash used for operating

KUFM-FM RADIO
A PUBLIC TELECOMMUNICATIONS ENTITY
OPERATED BY UNIVERSITY OF MONTANA
Management's Discussion and Analysis
June 30, 2016 and 2015

FINANCIAL HIGHLIGHTS AND ANALYSIS (continued)

expenses, primarily due to a wage increase for classified employees and administrators, accounts for most of the increase.

- Cash provided by financing activities increased by almost \$107,000 due primarily to a significant increase in private gifts during FY15. KUFM used cash (\$31,900) to acquire capital assets during the fiscal year.
- Cash provided by investing activities of over \$12,000 is primarily from endowment investment earnings.

ECONOMIC OUTLOOK

- Corporation for Public Broadcasting (CPB) funding from Congress will again be level for FY17 and FY18. The allocation to CPB has remained at the same level since FY13. With inflation, the continued level funding will mean less support to stations. In FY16, CPB funds made up only 10% of total station revenue. CPB is asking Congress for the same allocation for FY19.
- An upcoming change in leadership at the University of Montana is a cause for concern moving forward into the new fiscal year. For the past several years, institutional support from the University of Montana has decreased and continues to impact MTPR's operational and personnel budgets. The base-budget cuts are not likely to be restored and further cuts may be possible. MTPR continues to look at ways to reduce program and personnel costs. Some personnel lines were moved from state budgets to gift accounts to make up for the cuts.
- After a national search, a new director of the Broadcast Media Center was selected at the beginning of FY17. Some fundraising efforts such as variety of grants for Montana Public Radio (MTPR) have now been able to move forward.
- During FY16, the MTPR development director served as BMC interim director following the retirement of long-time director William Marcus. Those duties came at the expense of a focus on major and planned giving that has the potential to be a growing segment of MTPR's revenue plan. We look forward to the development director returning full focus to those efforts for FY17.
- A new manager of corporate support began at MTPR in FY16. His focus on business cultivation, business education and ratings review has been a great addition and asset to the station. The underwriting staff has made increases in the underwriting revenue to reach their larger goals for FY17 and help offset cuts to UM institutional support.

KUFM-FM RADIO
A PUBLIC TELECOMMUNICATIONS ENTITY
OPERATED BY UNIVERSITY OF MONTANA
Management's Discussion and Analysis
June 30, 2016 and 2015

ECONOMIC OUTLOOK (continued)

- MTPR has begun planning and hopes to complete implementation of a plan to replace six aged transmitters over three summers – 2017-2019. The plan also includes changing our current satellite-based program delivery system to one fed by terrestrial microwave. Funding for this project will come from listener donations as well as potential grant support from local and regional foundations. The biggest benefit to the project is cost saving and dependability. Delivery via microwave costs less and is more reliable.



INDEPENDENT AUDITOR'S REPORT

University of Montana
Missoula, Montana

We have audited the accompanying financial statements of KUFM-FM Radio (a public telecommunications entity operated by the University of Montana), as of and for the years ended June 30, 2016 and 2015, and the related notes to the financial statements, which collectively comprise KUFM-FM Radio's basic financial statements as listed in the table of contents.

Management's Responsibility for the Financial Statements

Management is responsible for the preparation and fair presentation of these financial statements in accordance with accounting principles generally accepted in the United States; this includes the design, implementation, and maintenance of internal control relevant to the preparation and fair presentation of financial statements that are free from material misstatement, whether due to fraud or error.

Auditor's Responsibility

Our responsibility is to express an opinion on these financial statements based on our audits. We conducted our audits in accordance with auditing standards generally accepted in the United States. Those standards require that we plan and perform the audit to obtain reasonable assurance about whether the financial statements are free from material misstatement.

An audit involves performing procedures to obtain audit evidence about the amounts and disclosures in the financial statements. The procedures selected depend on the auditor's judgment, including the assessment of the risks of material misstatement of the financial statements, whether due to fraud or error. In making those risk assessments, the auditor considers internal control relevant to the entity's preparation and fair presentation of the financial statements in order to design audit procedures that are appropriate in the circumstances, but not for the purpose of expressing an opinion on the effectiveness of the entity's internal control. Accordingly, we express no such opinion. An audit also includes evaluating the appropriateness of accounting policies used and the reasonableness of significant accounting estimates made by management, as well as evaluating the overall presentation of the financial statements.

We believe that the audit evidence we have obtained is sufficient and appropriate to provide a basis for our audit opinion.

Opinion

In our opinion, the financial statements referred to above present fairly, in all material respects, the financial position of KUFM-FM Radio, as of June 30, 2016 and 2015, and the changes in financial position, and its cash flows for the years then ended in accordance with accounting principles generally accepted in the United States.



Other Matters

Required Supplementary Information

Accounting principles generally accepted in the United States require that management's discussion and analysis and the required supplemental information on pages 1-10 and pages 32-33 be presented to supplement the basic financial statements. Such information, although not a part of the basic financial statements, is required by the Governmental Accounting Standards Board who considers it to be an essential part of financial reporting for placing the basic financial statements in an appropriate operational, economic, or historical context. We have applied certain limited procedures to the required supplementary information in accordance with auditing standards generally accepted in the United States, which consisted of inquiries of management about the methods of preparing the information and comparing the information for consistency with management's responses to our inquiries, the basic financial statements, and other knowledge we obtained during our audits of the basic financial statements. We do not express an opinion or provide any assurance on the information because the limited procedures do not provide us with sufficient evidence to express an opinion or provide any assurance.

Wipfli LLP

Missoula, Montana
January 13, 2017

KUFM-FM RADIO
A PUBLIC TELECOMMUNICATIONS ENTITY OPERATED BY
UNIVERSITY OF MONTANA
STATEMENTS OF NET POSITION
June 30

ASSETS AND DEFERRED OUTFLOWS		
	2016	2015
CURRENT ASSETS		
Cash and cash equivalents	\$ 1,447,531	\$ 1,155,422
Accounts receivable, net	123,346	126,677
Prepaid expenses	5,757	6,911
Total current assets	1,576,634	1,289,010
NONCURRENT ASSETS		
Endowment investments	152,845	168,341
Capital assets, net	429,659	489,455
Total noncurrent assets	582,504	657,796
Total assets	2,159,138	1,946,806
DEFERRED OUTFLOWS OF RESOURCES - pension related	47,140	52,488
	\$ 2,206,278	\$ 1,999,294
LIABILITIES, DEFERRED INFLOWS AND NET POSITION		
CURRENT LIABILITIES		
Accounts payable	\$ 749	\$ 34,856
Property held in trust for others	196,347	155,218
Due to primary government	-	7,827
Unearned revenue	55,626	92,875
Accrued compensated absences	64,525	59,304
Total current liabilities	317,247	350,080
NONCURRENT LIABILITIES		
Net OPEB liability-health benefits	295,750	270,399
Net pension liability	718,607	627,762
Accrued compensated absences	80,183	80,366
Total noncurrent liabilities	1,094,540	978,527
Total liabilities	1,411,787	1,328,607
DEFERRED INFLOWS OF RESOURCES - pension related	39,842	162,204
NET POSITION		
Invested in capital assets, net of related debt	429,659	481,628
Restricted for nonexpendable	167,572	176,365
Unrestricted	157,418	(149,510)
Total net position	754,649	508,483
	\$ 2,206,278	\$ 1,999,294

The accompanying notes are an integral part of these financial statements.

KUFM-FM RADIO
A PUBLIC TELECOMMUNICATIONS ENTITY OPERATED BY
UNIVERSITY OF MONTANA
STATEMENTS OF REVENUES, EXPENSES AND CHANGES IN NET POSITION
for the years ended June 30

	2016	2015
OPERATING REVENUES		
State appropriations	\$ 424,516	\$ 424,523
Federal grants and contracts	6,414	-
Grants from CPB	274,528	250,728
Non-governmental grants and contracts	7,426	2,104
Indirect cost recoveries	276,789	302,058
Other revenue	63,044	25,365
	1,052,717	1,004,778
OPERATING EXPENSES		
Program services	1,670,113	1,617,815
Management and general	434,905	458,540
Fundraising	195,394	278,437
Depreciation expense	59,796	58,111
	2,360,208	2,412,903
OPERATING LOSS	(1,307,491)	(1,408,125)
NONOPERATING REVENUES/(EXPENSES)		
Private gifts	1,554,566	1,400,479
Investment income (loss)	(836)	3,196
Interest expense	(73)	(136)
	1,553,657	1,403,539
CHANGE IN NET POSITION	246,166	(4,586)
NET POSITION - Beginning of year	508,483	513,069
NET POSITION - End of year	\$ 754,649	\$ 508,483

The accompanying notes are an integral part of these financial statements.

KUFM-FM RADIO
A PUBLIC TELECOMMUNICATIONS ENTITY OPERATED BY
UNIVERSITY OF MONTANA
STATEMENTS OF CASH FLOWS
for the years ended June 30

	2016	2015
CASH FLOWS FROM OPERATING ACTIVITIES		
State appropriations	\$ 424,516	\$ 424,523
Federal grants and contracts	6,414	-
Grants from CPB	234,213	286,718
Nongovernmental grants & contracts	7,426	2,104
Indirect cost recoveries	276,789	302,058
Other revenue	63,044	25,367
Operating expenses	<u>(2,274,117)</u>	<u>(2,301,266)</u>
Net cash used in operating activities	<u>(1,261,715)</u>	<u>(1,260,496)</u>
CASH FLOWS FROM NONCAPITAL FINANCING ACTIVITIES		
Private gifts	<u>1,547,064</u>	<u>1,332,025</u>
CASH FLOWS FROM INVESTING ACTIVITIES		
Contributions to endowments	15,496	9,401
Earnings received on investments	(836)	3,196
Net cash received from investing activities	<u>14,660</u>	<u>12,597</u>
CASH FLOWS FROM CAPITAL AND RELATED FINANCING ACTIVITIES		
Cash paid for capital assets	-	(31,900)
Payments on notes payable	(7,900)	(7,897)
Net cash used by capital and related financing activities	<u>(7,900)</u>	<u>(39,797)</u>
NET CHANGE IN CASH AND CASH EQUIVALENTS	292,109	44,329
CASH AND CASH EQUIVALENTS - Beginning of year	<u>1,155,422</u>	<u>1,111,093</u>
CASH AND CASH EQUIVALENTS - End of year	<u><u>\$ 1,447,531</u></u>	<u><u>\$ 1,155,422</u></u>
CASH FLOWS USED IN OPERATING ACTIVITIES		
Operating loss	\$ (1,307,491)	\$ (1,408,125)
Adjustments to reconcile change in net assets to net cash from operating activities		
Depreciation	59,796	58,111
In-kind contributions	13,900	14,750
Decrease (increase) in accounts receivable	3,247	18,646
Decrease (increase) in prepaid expenses	1,154	20,277
Decrease in accounts payable	(34,107)	10,992
Increase in property held in trust for others	41,129	34,966
Increase in net OPEB liability-health benefits	25,351	23,644
Increase in net pension liability	(26,169)	(18,190)
Decrease in unearned revenue	(43,563)	17,344
Decrease in compensated absences	5,038	(32,911)
Net cash flows used in operating activities	<u><u>\$ (1,261,715)</u></u>	<u><u>\$ (1,260,496)</u></u>

The accompanying notes are an integral part of these financial statements.

KUFM-FM RADIO
A PUBLIC TELECOMMUNICATIONS ENTITY OPERATED BY
UNIVERSITY OF MONTANA
NOTES TO FINANCIAL STATEMENTS
June 30, 2016 and 2015

NOTE A SUMMARY OF SIGNIFICANT ACCOUNTING POLICIES

Organization. The University of Montana's licensee KUFM-FM Radio (KUFM) is a non-profit public radio station operating from the campus of the University of Montana-Missoula. Currently, KUFM services the Missoula area and parts of Montana (nearly half of the State) which are within the KUFM reception area.

Reporting Entity. The accounting records for KUFM are maintained on a centralized Statewide Accounting, Budgeting and Human Resource System. The accompanying financial statements have been extracted from University funds and other financial information for presentation as a separate entity. The financial statements are prepared using the accrual basis of accounting in accordance with accounting principles generally accepted in the United States (GAAP).

Basis of Presentation. In June 1999, the Governmental Accounting Standards Board (GASB) issued Statement No. 34, Basic Financial Statements and Management Discussion and Analysis for State and Local Governments. This was followed in November 1999, by GASB Statement No. 35, Basic Financial Statements and Management's Discussion and Analysis for Public Colleges and Universities. The State of Montana implemented GASB Statement No. 34 during the year ended June 30, 2003. As a component unit of the State of Montana, the University of Montana, and therefore KUFM, was also required to adopt GASB Statements No. 34 and No. 35. The latter statement was adopted as amended by GASB Statements No. 37 and No. 38. During the year ended June 30, 2003, KUFM also adopted GASB Statement No. 33, Accounting and Financial Reporting for Non-exchange Transactions. During the year ended June 30, 2015, KUFM adopted GASB Statement No. 68, Accounting and Financial Reporting for Pensions.

The financial statements presentation required by GASB No. 34, No. 35 and No. 63/65 provides a comprehensive, entity-wide perspective of KUFM's assets, liabilities, net position, revenues, expenses, changes in net position, cash flows, and replaces the fund-group perspective previously required. GASB Statements No. 35 and 63/65 require that resources be classified for accounting and reporting purposes into the following four net position categories:

Invested in capital assets, net of related debt – Capital assets, net of accumulated depreciation and outstanding principal balances of debt attributable to the acquisition, construction or improvement of those assets.

Restricted, nonexpendable – Net position subject to externally imposed restrictions that require KUFM to maintain those assets permanently. Such assets include KUFM's permanent endowment funds. The endowment funds are made up of cash and investments. Investments are carried at fair market value per Governmental Accounting Standards Board (GASB) Statement No. 31, Account and Financial Reporting for Certain Investments and Certain Investment Pools.

Restricted, expendable – Net position whose use by KUFM is subject to externally imposed restrictions that can be fulfilled by actions of KUFM pursuant to those restrictions or that expire by the passage of time.

KUFM-FM RADIO
A PUBLIC TELECOMMUNICATIONS ENTITY OPERATED BY
UNIVERSITY OF MONTANA
NOTES TO FINANCIAL STATEMENTS
June 30, 2016 and 2015

NOTE A SUMMARY OF SIGNIFICANT ACCOUNTING POLICIES, continued

Unrestricted – Net position that is not subject to externally imposed restrictions. Unrestricted net position may be designated for specific purposes by action of management or the Board of Regents or may otherwise be limited by contractual agreements with outside parties.

Cash and Cash Equivalents. For purposes of the combined statements of cash flows, cash balances maintained in pooled funds with other University funds are considered cash equivalents. The universities allocate cash balances to KUFM from their funds invested in the Short Term Investment Pool (STIP) with the Montana Board of Investments. The universities consider STIP funds to be cash equivalents.

Accounts Receivable. Accounts receivable are primarily made up of pledges receivable. Pledges receivable are recognized by KUFM when the donor makes a promise to give that is unconditional. Contributions that are restricted by the donor are reported as increases in unrestricted net position if the restrictions expire in the fiscal year in which the contributions are recognized. All other donor-restricted contributions are reported as increases in expendable or nonexpendable restricted net position depending on the nature of the restrictions. When an expendable restriction is fulfilled, expendable restricted net position is reclassified to unrestricted net position.

Due from Federal Government. Qualifying expenditures incurred prior to receipts from grants and contracts are accounted for as accounts receivable, due from federal government, or due from primary government depending on the source of the grant or contract.

Unearned Revenue. Receipts from unrestricted gifts and grants are recorded as revenue only to the extent expenses have been incurred for the purpose specified by the donors. Additional amounts are accounted for as unearned revenue until such time as qualifying expenditures have been incurred.

Functional Allocations. Certain expenses relating to instructional functions have been separated from the Radio-TV departmental accounting records to properly reflect the operations of KUFM. Personnel costs are used as a basis to establish percentages for allocation purposes. Similarly, allocations of certain KUFM expenses to programming, management and general, underwriting and fundraising services are based on estimated time which is identifiable with such services.

Revenue Recognition. Revenue from grants and contracts is recognized when qualified expenses are incurred under the grant or contract. Revenue from gifts and in-kind services is recognized when received.

In-Kind Contributions. Administrative support from the University of Montana consists of allocated institution and physical plant costs incurred by the University on behalf of KUFM. Donations of property and equipment are recorded as support at their estimated fair value. Such donations are reported as unrestricted unless the donor has restricted the donated asset to a specific purpose. In 2016 and 2015, KUFM received \$5,800 and \$6,650, respectively, of in-kind professional services. They also received \$8,100 of in-kind services and lease accommodation in both 2016 and 2015.

KUFM-FM RADIO
A PUBLIC TELECOMMUNICATIONS ENTITY OPERATED BY
UNIVERSITY OF MONTANA
NOTES TO FINANCIAL STATEMENTS
June 30, 2016 and 2015

NOTE A SUMMARY OF SIGNIFICANT ACCOUNTING POLICIES, continued

Tax-Exempt Status. Since KUFM is a component of the University of Montana (a political subdivision of the State of Montana); it is exempt from federal income taxes under Internal Revenue Code Section 115. However, income generated from activities unrelated to the exempt purpose is subject to income tax under Internal Revenue Code Section 511(a)(2)(B). The Unrelated Business Income Tax (UBIT) amount was \$0 for the years ended June 30, 2016 and 2015. The Station believes income tax filing positions will be sustained upon examination and do not anticipate any adjustments that would result in a material adverse affect on the financial statements or cash flows. Accordingly, no reserves or related accruals for interest or penalties for uncertain income tax positions have been recorded as of June 30, 2016 or 2015. The Station's income tax positions are subject to examination for the preceding three tax years. Any interest or penalties that may be assessed in the future will be recorded as management and general expenses.

Use of Estimates. The preparation of financial statements in conformity with accounting principles generally accepted in the United States requires management to make estimates and assumptions that affect certain reported amounts and disclosures. Accordingly, actual results could differ from those estimates.

Deferred Inflows of Resources. Deferred inflows represent the acquisition of resources that is applicable to a future reporting period.

Deferred Outflows of Resources. Deferred outflows represent the consumption of resources that is applicable to a future reporting period but do not require a future exchange of goods or services.

Capital Assets. All acquisitions and improvements ranging from \$5,000 for equipment to \$500,000 for infrastructure, and with estimated useful lives of more than one year are capitalized while all expenditures for repairs and maintenance that do not materially prolong the useful lives of assets are expensed. Purchased property and equipment is carried at cost. Donated property and equipment is carried at the approximate fair value at the date of donation. Depreciation is computed using the straight-line method over the estimated lives of the assets ranging from 4 to 40 years.

KUFM-FM RADIO
A PUBLIC TELECOMMUNICATIONS ENTITY OPERATED BY
UNIVERSITY OF MONTANA
NOTES TO FINANCIAL STATEMENTS
June 30, 2016 and 2015

NOTE B CASH AND CASH EQUIVALENTS

Cash balances are maintained in pooled funds with other University funds. The Universities allocate interest earnings based on the amounts KUFM has invested in the Short Term Investment Pool (STIP) with the Montana Board of Investments (BOI). Amounts held in STIP may be withdrawn by the university system on demand, and as such are classified as cash equivalents, even though a portion of the pool's underlying investments may be considered noncurrent. Audited financial statements for the State of Montana's Board of Investments are available at 2401 Colonial Drive, 3rd Floor, Helena, Montana 59620.

Investments in the pool are reported at a Net Asset Value (NAV). The fair value of pooled investments is determined annually and is based on year-end market prices. The NAV at June 30, 2016 is \$1.000207. Investments in STIP are carried at cost, but reported using the NAV. STIP income is automatically reinvested in additional units. The STIP is not rated by a national rating agency.

Custodial credit risk for investments is the risk that, in the event of the failure of the counterparty to a transaction, a government will not be able to recover the value of the investment or collateral securities that are in the possession of an outside party. Because most of the Station's cash equivalents and certain investments are held in the State of Montana STIP, the state's policies regarding custodial risk are relevant. The security in STIP is held in the name of the BOI or were registered in the nominee name for the BOI and held in possession of the BOI custodial bank. Per policy, the BOI's custodial institution must hold short-term and long-term credit rating by at least one Nationally Recognized Statistical Rating Organization with a minimum requirement of A1/P1 (short term) and A3/A-1 (long term).

KUFM-FM RADIO
A PUBLIC TELECOMMUNICATIONS ENTITY OPERATED BY
UNIVERSITY OF MONTANA
NOTES TO FINANCIAL STATEMENTS
June 30, 2016 and 2015

NOTE C CAPITAL ASSETS

Following are the changes in capital assets for the years ended June 30:

	Beginning Balance	Additions	Deletions	Transfers and Other Changes	Ending Balance
<u>2016</u>					
Transmission, antenna & tower	\$ 865,365	\$ -	\$ -	\$ -	\$ 865,365
Studio & broadcast equipment	522,751	-	-	-	522,751
Furniture, fixtures, and other equipment	235,412	-	-	-	235,412
Total capital assets	<u>1,623,528</u>	<u>-</u>	<u>-</u>	<u>-</u>	<u>1,623,528</u>
Less accumulated depreciation for:					
Transmission, antenna & tower	848,815	28,898	-	-	877,713
Studio & broadcast equipment	229,456	25,777	-	-	255,233
Furniture, fixtures and other equipment	55,802	5,121	-	-	60,923
Total accumulated depreciation	<u>1,134,073</u>	<u>59,796</u>	<u>-</u>	<u>-</u>	<u>1,193,869</u>
Capital assets, net	<u>\$ 489,455</u>	<u>\$ (59,796)</u>	<u>\$ -</u>	<u>\$ -</u>	<u>\$ 429,659</u>
<u>2015</u>					
Transmission, antenna & tower	\$ 865,365	\$ -	\$ -	\$ -	\$ 865,365
Studio & broadcast equipment	490,851	31,900	-	-	522,751
Furniture, fixtures, and other equipment	235,412	-	-	-	235,412
Construction in progress	-	-	-	-	-
Total capital assets	<u>1,591,628</u>	<u>31,900</u>	<u>-</u>	<u>-</u>	<u>1,623,528</u>
Less accumulated depreciation for:					
Transmission, antenna & tower	819,074	29,741	-	-	848,815
Studio & broadcast equipment	206,207	23,249	-	-	229,456
Furniture, fixtures and other equipment	50,681	5,121	-	-	55,802
Total accumulated depreciation	<u>1,075,962</u>	<u>58,111</u>	<u>-</u>	<u>-</u>	<u>1,134,073</u>
Capital assets, net	<u>\$ 515,666</u>	<u>\$ (26,211)</u>	<u>\$ -</u>	<u>\$ -</u>	<u>\$ 489,455</u>

KUFM-FM RADIO
A PUBLIC TELECOMMUNICATIONS ENTITY OPERATED BY
UNIVERSITY OF MONTANA
NOTES TO FINANCIAL STATEMENTS
June 30, 2016 and 2015

NOTE D ADVANCES FROM PRIMARY GOVERNMENT/DUE TO PRIMARY GOVERNMENT

In March 2011, KUFM entered into an InterCap loan agreement with the Montana Board of Investments for the purchase of new fundraising software. The loan was to be repaid in biannual installments through February 2016. The loan was paid in full during fiscal year 2016.

	2016	2015
InterCap loan payable to Montana Board of Investments, current interest rate of 1.00% adjusted annually, biannual principal and interest payments of \$4,013 due February 15 and August 15 through February 2016.	\$ -	\$ 7,827
Current portion - Due to primary government	-	(7,827)
	\$ -	\$ -

NOTE E EMPLOYEE BENEFIT PLANS

Full-time employees of KUFM, depending on their individual classification, are members of the Public Employees' Retirement System (PERS) or the Montana University System - Retirement Program (MUS-RP).

Defined Benefit Retirement Plan

Public Employees' Retirement Plan Description- The PERS-Defined Benefit Retirement Plan (PERS-DBRP), administered by the Montana Public Employee Retirement Administration (MPERA), is a multiple-employer, cost-sharing plan established July 1, 1945, and governed by Title 19, chapters 2 & 3, Montana Codes Annotated (MCA). This plan covers the State, local governments, certain employees of the Montana University System, and school districts. The plan provides retirement, disability, and death benefits to plan members and beneficiaries.

All new members are initially members of the PERS-DBRP and have a 12-month window during which they may choose to remain in the PERS-DBRP or join the PERS-Defined Contribution Retirement Plan (DCRP) by filing an irrevocable election. Members may not be members of both the *defined contribution* and *defined benefit* retirement plans. All new members from the universities also have a third option to join the university system's Montana University System Retirement Program (MUS-RP). For members that choose to join the PERS-DCRP or the MUS-RP, a percentage of the employer contributions will be used to pay down the liability of the PERS.

KUFM-FM RADIO
A PUBLIC TELECOMMUNICATIONS ENTITY OPERATED BY
UNIVERSITY OF MONTANA
NOTES TO FINANCIAL STATEMENTS
June 30, 2016 and 2015

NOTE E EMPLOYEE BENEFIT PLANS, continued

The PERS-DBRP provides retirement, disability, and death benefits to plan members and their beneficiaries. Benefits are established by state law and can only be amended by the Legislature. Benefits are based on eligibility, years of service, and highest average compensation.

Summary of Benefits-

Member's highest average compensation (HAC)

- Hired prior to July 1, 2011 - highest average compensation during any consecutive 36 months;
- Hired on or after July 1, 2011 – highest average compensation during any consecutive 60 months;
- Hired on or after July 1, 2013 – 110% annual cap on compensation considered as part of a member's highest average compensation.

Eligibility for Benefit

Hired prior to July 1, 2011:

- Age 60, 5 years of membership service;
- Age 65, regardless of membership service; or
- Any age, 30 years of membership service.

Hired on or after July 1, 2011:

- Age 65, 5 years of membership service;
- Age 70, regardless of membership service.

Early retirement (reduced benefit)

Hired prior to July 1, 2011:

- Age 50, 5 years of membership service; or
- Any age, 25 years of membership service.

Hired on or after July 1, 2011:

- Age 55, 5 years of membership service.

Vesting

- 5 years of membership service

Monthly benefit formula

Members hired prior to July 1, 2011:

- Less than 25 years of membership service: 1.785% of HAC per year of service credit;
- 25 years of membership service or more: 2% of HAC per year of service credit.

Members hired on or after July 1, 2011:

- Less than 10 years of membership service: 1.5% of HAC per year of service credit;
- 10 years or more, but less than 30 years of membership service: 1.785% of HAC per year of service credit;
- 30 years or more of membership service: 2% of HAC per year of service credit.

KUFM-FM RADIO
A PUBLIC TELECOMMUNICATIONS ENTITY OPERATED BY
UNIVERSITY OF MONTANA
NOTES TO FINANCIAL STATEMENTS
June 30, 2016 and 2015

NOTE E EMPLOYEE BENEFIT PLANS, continued

*Guaranteed Annual Benefit Adjustment (GABA)**

- 3% for members hired **prior to** July 1, 2007
- 1.5% for members hired **on or after** July 1, 2007
- Members hired on or after July 1, 2013: 1.5% for each year PERS is funded at or above 90%; 1.5% is reduced by 0.1% for each 2% PERS is funded below 90%; and 0% whenever the amortization period for PERS is 40 years or more.
- After the member has completed 12 full months of retirement, the member's benefit increases by the applicable percentage (provided below) each January, **inclusive** of other adjustments to the member's benefit.

Contributions to the Plan- Rates are specified by state law for periodic employer and employee contributions. The State legislature has the authority to establish and amend contribution rates to the plan. Employer and employee contribution rates for 2016 were 8.37% and 7.90%, respectively and for 2015 were 8.27% and 7.90%, respectively.

- Member contributions to the system of 7.9% are temporary and will be decreased to 6.9% on January 1 following actuary valuation results that show the amortization period has dropped below 25 years and would remain below 25 years following the reduction of both the additional employer and additional member contribution rates.
- Effective July 1, 2014, following the 2013 Legislative Session, PERS-employer contributions increase an additional 0.1% a year and will continue over 10 years through 2024. The additional employer contributions including the 0.27% added in 2007 and 2009, will terminate on January 1 following an actuary valuation that shows the amortization period of the PERS- DBRP has dropped below 25 years and remains below the 25 years following the reduction of both the additional employer and member contributions rates.
- Effective July 1, 2013, the additional employer contributions for MUS-RP is allocated to the defined benefit plan's Plan Choice Rate unfunded liability.
- Effective July 1, 2013, employers are required to make contributions on working retirees' compensation. Member contributions for working retirees are not required.
- Non employer contributions by the State to PERS-DBRP from the Coal Tax Severance fund is not considered special funding.

Actuarial Assumptions- The total pension liability as of June 30, 2015, is based on the results of an actuarial valuation date of June 30, 2014, with update procedures performed to roll forward the liability to the measurement date. There were several significant assumptions and other inputs used to measure the total pension liability. The actuarial assumptions used in the June 30, 2015 valuation were based on the results of the last actuarial experience study, dated May 2010 for the six year period July 1, 2003 to June 30, 2009.

Among those assumptions were the following:

- | | |
|--|------------|
| ▪ General Wage Growth, including inflation at 3% | 4.00% |
| ▪ Merit Increases | 0% to 6.0% |
| ▪ Investment Return | 7.75% |

KUFM-FM RADIO
A PUBLIC TELECOMMUNICATIONS ENTITY OPERATED BY
UNIVERSITY OF MONTANA
NOTES TO FINANCIAL STATEMENTS
June 30, 2016 and 2015

NOTE E EMPLOYEE BENEFIT PLANS, continued

- Postretirement Benefit Increases
 - For members hired prior to July 1, 2007 3.00%
 - For members hired on or after July 1, 2007 1.50%
 - Members hired on or after July 1, 2013: 1.5% for each year PERS is funded at or above 90%; 1.5% is reduced by 0.1% for each 2% PERS is funded below 90%; and 0% whenever the amortization period for PERS is 40 years or more.
 - After the member has completed 12 full months of retirement, the member's benefit increases by the applicable percentage each January, inclusive of other adjustments to the member's benefit.
- Mortality assumptions among contributing members, terminated vested members, service retired members and beneficiaries based on RP 2000 Combined Employee and Annuitant Mortality Tables projected to 2015 with scale AA.
- Mortality assumptions among Disabled Retirees are based on RP 2000 Combined Employee and Annuitant Mortality Tables with no projections. No future mortality improvement is assumed.

Discount Rate- The discount rate used to measure the total pension liability was 7.75%. The projection of cash flows used to determine the discount rate assumed that contributions from participating plan members, employers, and non-employer contributing entities will be made based on the Board's funding policy, which establishes the contractually required rates under Montana Codes Annotated. In addition, the State contributes coal severance tax money from the general fund quarterly. Based on those assumptions, the System's fiduciary net position was projected to be adequate to make all the projected future benefit payments of current plan members through the year 2123. Therefore, the long-term expected rate of return on pension plan investments was applied to all periods of projected benefit payments to determine the total pension liability. No municipal bond rate was incorporated in the discount rate.

Target Allocations- The long-term expected return on pension plan assets is reviewed as part of the regular experience studies prepared for the System. The most recent analysis, performed for the period covering fiscal years 2003 through 2009, is outlined in a report dated May 2010, which is located on the MPERA website. Several factors are considered in evaluating the long-term rate of return assumption including rates of return adopted by similar public sector systems, and by using a building block method in which best-estimate ranges of expected future real rates of return (expected returns, net of pension plan investment expense and inflation) are developed by the investment consultant for each major asset class. These ranges were combined to produce the long-term expected rate of return by weighting the expected future real rates of return by the target asset allocation percentage and then adding expected inflation. The assumption is intended to be a long term assumption and is not expected to change absent a significant change in the asset allocation, a change in the inflation assumption, or a fundamental change in the market that alters expected returns in future years.

KUFM-FM RADIO
A PUBLIC TELECOMMUNICATIONS ENTITY OPERATED BY
UNIVERSITY OF MONTANA
NOTES TO FINANCIAL STATEMENTS
June 30, 2016 and 2015

NOTE E EMPLOYEE BENEFIT PLANS, continued

Best estimates of arithmetic real rates of return for each major asset class included in the PERS-DBRP target asset allocation as of June 30, 2015, is summarized in the table below:

Asset Class	Target Asset Allocation	Long-Term Expected Real Rate of Return
Cash Equivalents	2.00%	-0.25%
Domestic Equity	36.00%	4.55%
Foreign Equity	18.00%	6.10%
Fixed Income	24.00%	1.25%
Private Equity	12.00%	8.00%
Real Estate	8.00%	4.25%

Sensitivity Analysis- The following presents KUFM's, proportionate share of the PERS-DBRP net pension liability at June 30, 2015, calculated using the discount rate of 7.75%, as well as what the net pension liability would be if it were calculated using a discount rate that is 1.00% lower (6.75%) or 1.00% higher (8.75%) than the current rate.

	1.0% Decrease (6.75%)	Current Discount Rate	1.0% Increase (8.75%)
KUFM's proportionate share of the net pension liability	\$1,107,937	\$718,607	\$389,827

Net Pension Liability- At June 30, 2016 and 2015, KUFM recorded \$718,607 and \$627,762, respectively, for its proportionate share of the net pension liability. The net pension liability was measured as of June 30, 2015, and the total pension liability used to calculate the Net Pension Liability was determined by an actuarial valuation as of June 30, 2014. The employer's proportion of the net pension liability was based on the employer's contributions received by PERS-DBRP during the measurement period July 1, 2014, through June 30, 2015, relative to the total employer contributions received from all of PERS-DBRP participating employers. At June 30, 2016 and 2015, the employer's proportion share was 0.05%.

There were no changes in actuarial assumptions and methods, plan benefit terms and the University's share of the net pension liability, between the measurement date of the total pension liability and June 30, 2016.

KUFM-FM RADIO
A PUBLIC TELECOMMUNICATIONS ENTITY OPERATED BY
UNIVERSITY OF MONTANA
NOTES TO FINANCIAL STATEMENTS
June 30, 2016 and 2015

NOTE E EMPLOYEE BENEFIT PLANS, continued

For the years ended June 30, 2016 and 2015, KUFM recognized pension expense of \$59,437 and \$48,682, respectively. The University also receives funding that is not special funding whereby the State general fund provides contributions from the Coal Severance Tax and interest. For the years ended June 30, 2016 and 2015, KUFM recognized \$22,140 and \$31,715 for its proportionate share from this funding source.

Deferred Outflows and Deferred Inflows- At June 30, 2016 and 2015, KUFM's proportionate share of PERS-DBRP deferred outflows of resources and deferred inflows of resources were from the following sources:

	2016		2015	
	Deferred Outflows of Resources	Deferred Inflows of Resources	Deferred Outflows of Resources	Deferred Inflows of Resources
Differences between expected and actual economic experience	\$ -	\$ 5,581	\$ -	\$ -
Difference between projected and actual earnings on pension plan investments	-	25,411	-	162,204
Changes in proportion differences between employer contributions and proportionate share of contributions	4,308	8,850	2,582	-
Contributions paid to PERS-DBRP subsequent to the measurement date.	42,832	-	49,906	-
Total	\$ 47,140	\$ 39,842	\$ 52,488	\$ 162,204

Amounts reported as deferred outflows of resources related to pensions resulting from the employer's contributions subsequent to the measurement date will be recognized as a reduction of the net pension liability in the year ended June 30, 2017.

KUFM-FM RADIO
A PUBLIC TELECOMMUNICATIONS ENTITY OPERATED BY
UNIVERSITY OF MONTANA
NOTES TO FINANCIAL STATEMENTS
June 30, 2016 and 2015

NOTE E EMPLOYEE BENEFIT PLANS, continued

Other amounts reported as deferred outflows and inflows of resources related to pensions will be recognized in pension expense as follows:

Year ended June 30:	Amount recognized in Pension Expense as an increase or (decrease) to Pension Expense
2017	(\$28,172)
2018	(\$28,172)
2019	(\$29,076)
2020	(\$16,111)
2021	NA
Thereafter	NA

Legal Actuarial Status of the Plan- The Montana Constitution, Article VIII, Section 15, states that public retirement systems shall be funded on an actuarially sound basis. To maintain a fund on an actuarially sound basis, the rate of contributions should fund the normal cost, in addition to amortizing the unfunded liability over a period not to exceed 30 years.

The statutory funding rate is tested in the valuation of each public retirement plan to determine if it is sufficient to cover the normal cost rate plus an amortization payment of the unfunded actuarial liability, if any, over no more than 30 years. As of June 30, 2016, PERS-DBRP was in compliance with the required amortization period.

Annual reports that include financial statements and required supplemental information on the plans are available from the Public Employees' Retirement Administration at 100 North Park, Suite 220 in Helena, Montana.

Defined Contribution Retirement Plan

Montana University System - Retirement Program (MUS-RP) was established in January of 1998, and is underwritten by the Teachers' Insurance and Annuity Association-College Retirement Equity Fund (TIAA-CREF). The MUS-RP is a defined contribution plan. Contribution rates for the plan are required and determined by state law. KUFM's contributions were equal to the required contribution. The benefits at retirement depend upon the amount of contributions, amounts of investment gains and losses and the employee's life expectancy at retirement. Under the MUS-RP, each employee enters into an individual contract with TIAA-CREF. The University records employee/employer contributions and remits monies to TIAA-CREF. Individuals vest immediately in the employer portion of retirement contributions.

KUFM-FM RADIO
A PUBLIC TELECOMMUNICATIONS ENTITY OPERATED BY
UNIVERSITY OF MONTANA
NOTES TO FINANCIAL STATEMENTS
June 30, 2016 and 2015

NOTE E EMPLOYEE BENEFIT PLANS, continued

For the years ended June 30, 2016 and 2015, 4.72% was contributed to TRS from MUS-RP faculty employer contributions to amortize past service unfunded liability in accordance with state law. In addition, 3.68% was contributed to PERS from MUS-RP staff employer contributions to amortize past service unfunded liability in accordance with state law.

Annual reports that include financial statements and required supplemental information on the plan are available from TIAA-CREF at 730 Third Avenue in New York, New York.

Other Post-Employment Benefits – Health Insurance

KUFM adopted the provisions of GASB 45, Accounting and Financial Reporting by Employers for Postemployment Benefits Other Than Pensions, during fiscal year 2008. The primary type of other post-employment benefit (OPEB) addressed by GASB 45 is postemployment health benefits. OPEB's have generally been accounted for on a pay-as-you-go basis and financial statements have often not recognized their financial effects until the benefits are paid. The standard requires that the cost of postemployment healthcare benefits be accounted for under the accrual basis of accounting, similar to the accounting requirements under GASB 27 for government sponsored pension plans, where the cost of benefits to employees are recognized in periods when the related services are received by the employer.

Plan Description- KUFM is affiliated with the Montana University System Group Insurance Plan (MUSGIP), an agent multiple-employer health care plan administered by the Office of Commissioner of Higher Education. In accordance with section 2-18-702 of the Montana Codes Annotated, the MUSGIP provides optional postemployment health care benefits to eligible University employees who receive a retirement benefit from the Teachers Retirement System, Public Employees Retirement System, or an annuity under the Optional Retirement Plan and have been employed by the Montana University System (MUS) at least five years, are age 50 or have worked 25 years with the MUS. Spouses, unmarried dependent children, and surviving spouses are also eligible. Premiums rates established by the Inter-Unit Benefits Committee are approved by the Commissioner of Higher Education. Retiree monthly premium rates range from \$646 to \$1,654 for medical coverage and decrease when a retiree becomes Medicare eligible. Medicare enrolled retiree premium rates range from \$278 to \$1,115. Retirees can also elect optional dental and vision coverage. The MUSGIP does not issue a stand-alone financial report but is reported as an enterprise fund in the State of Montana Comprehensive Annual Financial Report (CAFR) which can be viewed online at <http://accounting.mt.gov/cafr/cafr.asp>.

Annual OPEB Cost- KUFM's OPEB cost is calculated based on the annual required contribution of the employer (ARC), an amount actuarially determined in accordance with GASB Statement 45. The ARC represents a level of funding that is projected to cover normal cost each year and amortize any unfunded actuarial liability over a period of 30 years. For fiscal year ended June 30, 2016, 2015, and 2014, the University's annual OPEB cost (expense), the percentage of annual OPEB cost contributed to the plan, and the net OPEB obligation was as follows:

KUFM-FM RADIO
A PUBLIC TELECOMMUNICATIONS ENTITY OPERATED BY
UNIVERSITY OF MONTANA
NOTES TO FINANCIAL STATEMENTS
June 30, 2016 and 2015

NOTE E EMPLOYEE BENEFIT PLANS, continued

<u>Year ended June 30,</u>	<u>2016</u>	<u>2015</u>	<u>2014</u>
Annual required contribution	\$ 30,246	\$ 31,461	\$ 21,658
Interest on net OPEB obligation	14,292	13,777	8,307
Amortization of net OPEB obligation	<u>(11,209)</u>	<u>(10,806)</u>	<u>(6,516)</u>
Annual OPEB cost	33,329	34,432	23,449
Contributions made	<u>(7,978)</u>	<u>(10,788)</u>	<u>(4,190)</u>
Increase to net OPEB obligation	25,351	23,644	19,259
Net OPEB obligation - beginning of year	<u>270,399</u>	<u>246,755</u>	<u>227,496</u>
Net OPEB obligation - end of year	<u>\$ 295,750</u>	<u>\$ 270,399</u>	<u>\$ 246,755</u>

The information from above is based on allocation, using management's best estimate, to apply the following information as it pertains to KUFM.

The actuarial determination was based on plan information as of July 1, 2015. The Montana University System actuarial valuation is required every two years. At the time of the valuation, the number of active University participants in the MUS health insurance plan was 2,724. The total inactive (retiree and dependent) participants was 887. As of the most recent actuarial valuation, the actuarial accrued liability (AAL) for benefits was \$49,787,480, a portion of which is funded by employer contributions and is being amortized as a level dollar amount over an open basis of 30 years. The total amount contributed for active participants by the University to the self-funded health insurance plan during fiscal 2016 and 2015 was \$32,413,831 and \$31,816,876, respectively, on annual covered payroll for the most recent actuarial valuation of \$172,163,503. The AAL as a percentage of annual covered payroll was 28.92%.

Required supplemental information immediately following the notes to the financial statements presents a schedule of funding status and the actuarial assumptions used for the actuarial valuations completed in fiscal years 2011, 2013 and 2015.

Actuarial Methods and Assumptions- The actuarial funding method used to determine the cost of the MUSGIP was the projected unit credit funding method. This method's objective is to fund each participant's benefits under the plan as they accrue. The total benefit to which each participant is expected to become entitled at retirement is categorized into units, each associated with a year of past or future credited service.

KUFM-FM RADIO
A PUBLIC TELECOMMUNICATIONS ENTITY OPERATED BY
UNIVERSITY OF MONTANA
NOTES TO FINANCIAL STATEMENTS
June 30, 2016 and 2015

NOTE E EMPLOYEE BENEFIT PLANS, continued

The following actuarial assumptions were used in addition to marital status at retirement, mortality rates and retirement age:

Actuarial Valuation Date:	July 1, 2015
Interest/Discount rate	4.25%
Projected payroll increases	2.50%
Participant Percentage:	
Future retirees assumed to elect coverage at retirement	50.00%
Future eligible spouses of future retirees assumed to elect coverage	60.00%

Actuarial valuations of an ongoing plan involve estimates of the value of reported amounts and assumptions about the probability of occurrence of events far into the future. Such events include assumptions about future employment, mortality rates, and healthcare cost trends. Actuarially determined amounts are subject to continual review and revision as actual results are compared with past expectations and new estimates are made about the future.

Projections of benefits for financial reporting progress are based on the substantive plan (the plan as understood by the employer and the plan members) and includes, the types of benefits provided at the time of each valuation and the historical pattern of sharing of benefit costs between the employer and plan members to that point. The projection of benefits for financial reporting purposes does not explicitly incorporate the potential effects of legal or contractual funding limitations on the pattern of cost sharing between the employer and plan members in the future.

NOTE F RELATED PARTY TRANSACTIONS

KUFM Radio receives non-monetary contributions from the University of Montana in the form of administrative support and use of the facility. During 2016 and 2015, these contributions totaled \$276,789 and \$302,058, which is equivalent to the amount of indirect institutional expense and indirect plant expense incurred during 2016 and 2015, respectively.

NOTE G COMMITMENTS

Under the terms of an agreement with the Great Falls Public Radio Association (GFPR), KUFM is obligated to pay GFPR either a lump sum amount or monthly payments, as requested by GFPR. Such amounts are limited to total annual donor collections from the GFPR reception area. During 2016 and 2015, no such payments were made. GFPR receives substantially all of its programming from KUFM and KUFM has the exclusive right to solicit and collect contributions in the GFPR reception area. The current agreement is in effect through July 11, 2016, with either party having the ability to terminate the agreement at any time upon 60 days written notice. As of June 30, 2016 and 2015, KUFM held undistributed donor amounts of \$196,347 and \$155,218, respectively.

KUFM-FM RADIO
A PUBLIC TELECOMMUNICATIONS ENTITY OPERATED BY
UNIVERSITY OF MONTANA
NOTES TO FINANCIAL STATEMENTS
June 30, 2016 and 2015

NOTE H SUBSEQUENT EVENTS

Management has performed an analysis of the activities and transactions subsequent to June 30, 2016 to determine the need for any adjustments to and/or disclosure within the audited financial statements for the year ended June 30, 2016. This analysis has been performed through January 13, 2017, the date the financial statements were available to be issued.

REQUIRED SUPPLEMENTAL INFORMATION

KUFM-FM RADIO
A PUBLIC TELECOMMUNICATIONS ENTITY OPERATED BY
UNIVERSITY OF MONTANA
REQUIRED SUPPLEMENTAL INFORMATION

(Unaudited)
 June 30, 2016 and 2015

Public Employees Retirement System

Schedule of KUFM's Proportionate Share of the Net Pension Liability (NPL)

<u>For the Fiscal Year Ended June 30,</u>	<u>2016</u>	<u>2015</u>
KUFM's proportion of the net pension liability	0.05%	0.05%
KUFM's proportionate share of the net pension liability	\$ 718,607	\$ 627,762
KUFM's covered-employee payroll	\$ 603,382	\$ 597,646
Employer's Proportionate share of the net pension liability as a percentage of its covered-employee payroll	119%	105%
Plan fiduciary net position as a percentage of the total pension liability	78%	80%

Schedule of KUFM's Contributions

<u>For the Fiscal Year Ended June 30,</u>	<u>2016</u>	<u>2015</u>
Contractually required contributions	\$ 53,471	\$ 49,906
Contributions in relation to the contractually required contributions	\$ 53,471	49,906
Contribution deficiency/(excess)	\$ -	\$ -
Covered-employee payroll	\$ 603,382	\$ 659,001
Contributions as a percentage of covered-employee payroll	9%	8%

**Schedules are intended to show information for 10 years. Additional years will be displayed as they become available.*

Notes to Required Supplementary Information – For the Year Ended June 30, 2016

Method and assumptions used in calculations of contractually determined contributions: The contractually required contribution rates were determined on an annual basis for the fiscal year beginning July 1, 2014, with update procedures performed to roll forward required contributions to the measurement date of June 30, 2015.

KUFM-FM RADIO
A PUBLIC TELECOMMUNICATIONS ENTITY OPERATED BY
UNIVERSITY OF MONTANA
REQUIRED SUPPLEMENTAL INFORMATION
(Unaudited)
June 30, 2016 and 2015

The following actuarial methods and assumptions were used to determine contractual contribution rates reported in that schedule:

- | | |
|--|---|
| • Actuarial cost method | Entry age normal |
| • Amortization method | Level percentage of pay, open |
| • Remaining amortization period | 30 years |
| • Asset valuation method | 4-year smoothed market |
| • General wage growth | 4.00% |
| • Inflation | 3.00% |
| • Merit salary increases | 0.0 - 6.0% |
| • Investment rate of return
inflation | 7.75%, net of pension plan investment expense, and including
inflation |

Changes of assumptions: No changes in assumptions or other inputs that affected the measurement date have been made since the prior measurement date.

Schedule of Funding Status for Other Post Retirement Benefits for Health Insurance

The University's funded status of the plan as of the actuarial valuations dated July 1 was as follows:

	<u>2011</u>	<u>2013</u>	<u>2015</u>
Actuarial accrued liability (AAL)	\$ 48,159,444	\$ 44,830,573	\$ 49,787,480
Actuarial value of plan assets	-	-	-
Unfunded actuarial accrued liability (UAAL)	<u>\$ 48,159,444</u>	<u>\$ 44,830,573</u>	<u>\$ 49,787,480</u>
Funded ratio (actuarial value of plan assets/AAL)	0.00%	0.00%	0.00%
Covered payroll (active plan members)	\$ 166,132,779	\$ 176,743,341	\$ 172,163,503
UAAL as a percentage of covered payroll	28.99%	25.36%	28.92%

Actuarial valuations of an ongoing plan involve estimates of the value of reported amounts and assumptions about the probability of occurrence of events far into the future. Such events include assumptions about future employment, mortality rates, and healthcare cost trends. Actuarially determined amounts are subject to continual review and revision as actual results are compared with past expectations and new estimates are made about the future.

The actuarial assumptions included in the valuations, in addition to marital status at retirement, mortality rates and retirement age, were as follows:

<u>Actuarial Valuation Date:</u>	<u>July 1, 2011</u>	<u>July 1, 2013</u>	<u>July 1, 2015</u>
Interest/Discount rate	4.25%	4.25%	4.25%
Projected payroll increases	2.50%	2.50%	2.50%
Participant Percentage:			
Future retirees assumed to elect coverage at retirement	55.00%	55.00%	50.00%
Future eligible spouses of future retirees assumed to elect coverage	60.00%	60.00%	60.00%