

1.1 Employment of Full-Time Radio Employees

Jump to question: **1.1** ▾

Please enter the number of FULL-TIME RADIO employees in the grids below.
 The first grid includes all female employees, the second grid includes all male employees,
 and the last grid includes all persons with disabilities.

Major Job Category / Job Code / Joint Employee	African American Females	Hispanic Females	Native American Females	Asian/Pacific Females	White, Non-Hispanic Females	Total
Officials - 1000	<input type="text" value="0"/>	<input type="text"/>	<input type="text"/>	<input type="text"/>	<input type="text"/>	0
Managers - 2000	<input type="text"/>	<input type="text"/>	<input type="text"/>	<input type="text"/>	<input type="text" value="1"/>	1
Professionals - 3000	<input type="text"/>	<input type="text"/>	<input type="text"/>	<input type="text"/>	<input type="text" value="5"/>	5
Technicians - 4000	<input type="text"/>	<input type="text"/>	<input type="text"/>	<input type="text"/>	<input type="text"/>	0
Sales Workers - 4500	<input type="text"/>	<input type="text"/>	<input type="text"/>	<input type="text"/>	<input type="text"/>	0
Office and Clerical - 5100	<input type="text"/>	<input type="text"/>	<input type="text"/>	<input type="text"/>	<input type="text"/>	0
Craftpersons (Skilled) - 5200	<input type="text"/>	<input type="text"/>	<input type="text"/>	<input type="text"/>	<input type="text"/>	0
Operatives (Semi-Skilled) - 5300	<input type="text"/>	<input type="text"/>	<input type="text"/>	<input type="text"/>	<input type="text"/>	0
Laborers (Unskilled) - 5400	<input type="text"/>	<input type="text"/>	<input type="text"/>	<input type="text"/>	<input type="text"/>	0
Service Workers - 5500	<input type="text"/>	<input type="text"/>	<input type="text"/>	<input type="text"/>	<input type="text"/>	0
Total	0	0	0	0	6	6

Major Job Category / Job Code / Joint Employee	African American Males	Hispanic Males	Native American Males	Asian/Pacific Males	White, Non-Hispanic Males	Total
Officials - 1000	<input type="text"/>	<input type="text"/>	<input type="text"/>	<input type="text"/>	<input type="text" value="1"/>	1
Managers - 2000	<input type="text"/>	<input type="text"/>	<input type="text"/>	<input type="text"/>	<input type="text"/>	0
Professionals - 3000	<input type="text"/>	<input type="text"/>	<input type="text"/>	<input type="text"/>	<input type="text" value="4"/>	4
Technicians - 4000	<input type="text"/>	<input type="text"/>	<input type="text"/>	<input type="text"/>	<input type="text"/>	0
Sales Workers - 4500	<input type="text"/>	<input type="text"/>	<input type="text"/>	<input type="text"/>	<input type="text"/>	0
Office and Clerical - 5100	<input type="text"/>	<input type="text"/>	<input type="text"/>	<input type="text"/>	<input type="text"/>	0
Craftpersons (Skilled) - 5200	<input type="text"/>	<input type="text"/>	<input type="text"/>	<input type="text"/>	<input type="text"/>	0
Operatives (Semi-Skilled) - 5300	<input type="text"/>	<input type="text"/>	<input type="text"/>	<input type="text"/>	<input type="text"/>	0
Laborers (Unskilled) - 5400	<input type="text"/>	<input type="text"/>	<input type="text"/>	<input type="text"/>	<input type="text"/>	0
Service Workers - 5500	<input type="text"/>	<input type="text"/>	<input type="text"/>	<input type="text"/>	<input type="text"/>	0
Total	0	0	0	0	5	5

Major Job Category / Job Code / Joint Employee	Persons with Disabilities
Officials - 1000	<input type="text"/>
Managers - 2000	<input type="text"/>
Professionals - 3000	<input type="text"/>
Technicians - 4000	<input type="text"/>
Sales Workers - 4500	<input type="text"/>
Office and Clerical - 5100	<input type="text"/>
Craftspersons (Skilled) - 5200	<input type="text"/>
Operatives (Semi-Skilled) - 5300	<input type="text"/>
Laborers (Unskilled) - 5400	<input type="text"/>
Service Workers - 5500	<input type="text"/>
Total	0

Please enter the gender and ethnicity of each person with disabilities listed above (e.g. 1 African American female).

1.2 Major Programming Decision Makers

Jump to question: **1.2** ▾

Please report by gender and ethnic or racial group the headcount of full-time employees having responsibility for making major programming decisions. Include the station general manager if appropriate. Major programming decisions include decisions about program acquisition and production, program development, on-air program scheduling, etc. This item should result in a double-counting of some full-time employees; employees having the responsibility for making major programming decisions should be included in the counts for this item and again, by job category above, in the full-time employee Question 1.1.

Of the full-time employees reported in Question 1.1, how many, including the station general manager, have responsibility for making major programming decisions?

	African American	Hispanic	Native American	Asian/Pacific	White, Non-Hispanic	Total
Female Major Programming Decision Makers	<input type="text"/>	<input type="text"/>	<input type="text"/>	<input type="text"/>	1	1
Male Major Programming Decision Makers	<input type="text"/>	<input type="text"/>	<input type="text"/>	<input type="text"/>	1	1
Total	0	0	0	0	2	2

1.3 Employment of Part-Time Radio Employees

Jump to question: **1.3** ▾

Please enter the number of PART-TIME employees in the grids below. The first grid includes all female employees, the second grid includes all male employees, and the last grid includes all persons with disabilities.

Major Job Category / Job Code	African American Females	Hispanic Females	Native American Females	Asian/Pacific Females	White, Non-Hispanic Females	Total
Officials - 1000	<input type="text"/>	<input type="text"/>	<input type="text"/>	<input type="text"/>	<input type="text"/>	0
Managers - 2000	<input type="text"/>	<input type="text"/>	<input type="text"/>	<input type="text"/>	<input type="text"/>	0
Professionals - 3000	<input type="text"/>	<input type="text"/>	<input type="text"/>	<input type="text"/>	1	1
Technicians - 4000	<input type="text"/>	<input type="text"/>	<input type="text"/>	<input type="text"/>	<input type="text"/>	0
Sales Workers - 4500	<input type="text"/>	<input type="text"/>	<input type="text"/>	<input type="text"/>	<input type="text"/>	0
Office and Clerical - 5100	<input type="text"/>	<input type="text"/>	<input type="text"/>	<input type="text"/>	<input type="text"/>	0
Craftspersons (Skilled) - 5200	<input type="text"/>	<input type="text"/>	<input type="text"/>	<input type="text"/>	<input type="text"/>	0
Operatives (Semi-skilled) - 5300	<input type="text"/>	<input type="text"/>	<input type="text"/>	<input type="text"/>	<input type="text"/>	0
Laborers (Unskilled) - 5400	<input type="text"/>	<input type="text"/>	<input type="text"/>	<input type="text"/>	<input type="text"/>	0
Service Workers - 5500	<input type="text"/>	<input type="text"/>	<input type="text"/>	<input type="text"/>	<input type="text"/>	0
Total	0	0	0	0	1	1

Major Job Category / Job Code	African American Males	Hispanic Males	Native American Males	Asian/Pacific Males	White, Non-Hispanic Males	Total
Officials - 1000	<input type="text"/>	<input type="text"/>	<input type="text"/>	<input type="text"/>	<input type="text"/>	0
Managers - 2000	<input type="text"/>	<input type="text"/>	<input type="text"/>	<input type="text"/>	<input type="text"/>	0
Professionals - 3000	<input type="text"/>	<input type="text"/>	<input type="text"/>	<input type="text"/>	1	1
Technicians - 4000	<input type="text"/>	<input type="text"/>	<input type="text"/>	<input type="text"/>	2	2
Sales Workers - 4500	<input type="text"/>	<input type="text"/>	<input type="text"/>	<input type="text"/>	<input type="text"/>	0
Office and Clerical - 5100	<input type="text"/>	<input type="text"/>	<input type="text"/>	<input type="text"/>	1	1
Craftspersons (Skilled) - 5200	<input type="text"/>	<input type="text"/>	<input type="text"/>	<input type="text"/>	<input type="text"/>	0
Operatives (Semi-skilled) - 5300	<input type="text"/>	<input type="text"/>	<input type="text"/>	<input type="text"/>	<input type="text"/>	0
Laborers (Unskilled) - 5400	<input type="text"/>	<input type="text"/>	<input type="text"/>	<input type="text"/>	<input type="text"/>	0
Service Workers - 5500	<input type="text"/>	<input type="text"/>	<input type="text"/>	<input type="text"/>	<input type="text"/>	0
Total	0	0	0	0	4	4

Major Job Category / Job Code	Persons with Disabilities
Officials - 1000	<input type="text"/>
Managers - 2000	<input type="text"/>
Professionals - 3000	<input type="text"/>
Technicians - 4000	<input type="text"/>
Sales Workers - 4500	<input type="text"/>
Office and Clerical - 5100	<input type="text"/>
Craftspersons (Skilled) - 5200	<input type="text"/>
Operatives (Semi-skilled) - 5300	<input type="text"/>
Laborers (Unskilled) - 5400	<input type="text"/>
Service Workers - 5500	<input type="text"/>
Total	<input type="text" value="0"/>

1.4 Part-Time Employment Jump to question: **1.4** ▼

Of all the part-time employees listed in Question 1.3, how many worked less than 15 hours per week and how many worked 15 or more hours per week, but not full time?

Number working less than 15 hours per week

Number working 15 or more hours per week

1.5 Full-Time Hiring Jump to question: **1.5** ▼

Enter the number of full-time employees in each category hired during the fiscal year.
 (Do not include internal promotions, but do include employees who changed from part-time to full-time status during the fiscal year.)

No full-time employees were hired (check here if applicable)

Major Job Category / Job Code	Minority Female	Non-Minority Female	Minority Male	Non-Minority Male	Total
Officials - 1000	<input type="text"/>	<input type="text"/>	<input type="text"/>	<input type="text"/>	<input type="text" value="0"/>
Managers - 2000	<input type="text"/>	<input type="text"/>	<input type="text"/>	<input type="text"/>	<input type="text" value="0"/>
Professionals - 3000	<input type="text"/>	<input type="text"/>	<input type="text"/>	<input type="text"/>	<input type="text" value="0"/>
Technicians - 4000	<input type="text"/>	<input type="text"/>	<input type="text"/>	<input type="text"/>	<input type="text" value="0"/>
Sales Workers - 4500	<input type="text"/>	<input type="text"/>	<input type="text"/>	<input type="text"/>	<input type="text" value="0"/>
Office / Service Workers - 5100-5500	<input type="text"/>	<input type="text"/>	<input type="text"/>	<input type="text"/>	<input type="text" value="0"/>
Total	<input type="text" value="0"/>	<input type="text" value="0"/>	<input type="text" value="0"/>	<input type="text" value="0"/>	<input type="text" value="0"/>














1.6 Full-Time and Part-Time Job Openings Jump to question: **1.6** ▾

Enter the total number of full-time and part-time openings that occurred during the fiscal year. Include both vacancies in previously filled positions and newly created positions. Include all positions that became available during the fiscal year, regardless of whether they were filled during the year. If a job opening was filled during the year, include it regardless of whether it was filled by an internal or an external candidate. Do not include as job openings any positions created through the promotion of an employee who stays in essentially the same job but has a different title (i.e. where there was no vacancy or newly created position to be filled). If no full-time or part-time job openings occurred, please enter zero.

Number of full-time and part-time job openings 

1.7 Hiring Contractors Jump to question: **1.7** ▾

During the fiscal year, did you hire independent contractors to provide any of the following services?

	Check all that apply
Underwriting solicitation related activities	<input checked="" type="checkbox"/> 
Direct Mail	<input type="checkbox"/> 
Telemarketing	<input type="checkbox"/> 
Other development activities	<input checked="" type="checkbox"/> 
Legal services	<input checked="" type="checkbox"/> 
Human Resource services	<input type="checkbox"/> 
Accounting/Payroll	<input type="checkbox"/> 
Computer operations	<input type="checkbox"/> 
Website design	<input checked="" type="checkbox"/> 
Website content	<input checked="" type="checkbox"/> 
Broadcasting engineering	<input checked="" type="checkbox"/> 
Engineering	<input type="checkbox"/> 
Program director activities	<input type="checkbox"/> 
None of the above	<input type="checkbox"/> 

Have you completed this Section? Yes No