

**Schedule A
KMUW-FM (1409)
Wichita, KS**

NFFS Excluded?

If you have an NFFS Exclusion, please click the "NFFS X" button, and enter your NFFS data.

Source of Income	2016 data	2017 data	Revision						
1. Amounts provided directly by federal government agencies	\$0	\$0	\$						
A. Grants for facilities and other capital purposes (PTFP and others)	\$0	\$0	\$						
B. Department of Education	\$0	\$0	\$						
C. Department of Health and Human Services	\$0	\$0	\$						
D. National Endowment for the Arts and Humanities	\$0	\$0	\$						
E. National Science Foundation	\$0	\$0	\$						
F. Other Federal Funds (specify)	\$0	\$0	\$						
2. Amounts provided by Public Broadcasting Entities	\$190,026	\$201,523	\$						
A. CPB - Community Service Grants	\$160,347	\$171,903	\$						
B. CPB - all other funds from CPB (e.g. DDF, RTL, Programming Grants)	\$0	\$0	\$						
C. PBS - all payments except copyright royalties and other pass-through payments. See Guidelines for details.	\$0	\$0	\$						
D. NPR - all payments except pass-through payments. See Guidelines for details.	\$0	\$0	\$						
E. Public broadcasting stations - all payments	\$0	\$0	\$						
F. Other PBE funds (specify)	\$29,679	\$29,620	\$						
<table border="1"> <thead> <tr> <th>Description</th> <th>Amount</th> <th>Revision</th> </tr> </thead> <tbody> <tr> <td>Kansas Public Broadcasting Council</td> <td>\$29,620</td> <td>\$</td> </tr> </tbody> </table>				Description	Amount	Revision	Kansas Public Broadcasting Council	\$29,620	\$
Description	Amount	Revision							
Kansas Public Broadcasting Council	\$29,620	\$							
3. Local boards and departments of education or other local government or agency sources	\$0	\$0	\$						
3.1 NFFS Eligible	\$0	\$0	\$						
A. Program and production underwriting	\$0	\$0	\$						
B. Grants and contributions other than underwriting	\$0	\$0	\$						
C. Appropriations from the licensee	\$0	\$0	\$						
D. Gifts and grants for facilities and equipment as restricted by the donor or received through a capital campaign (Radio only)	\$0	\$0	\$						
E. Gifts and grants received through a capital campaign but not for facilities and equipment	\$0	\$0	\$						
F. Other income eligible as NFFS (specify)	\$0	\$0	\$						
3.2 NFFS Ineligible	\$0	\$0	\$						
A. Rental income	\$0	\$0	\$						
B. Fees for services	\$0	\$0	\$						
C. Licensing fees (not royalties – see instructions for Line 15)	\$0	\$0	\$						
D. Gifts and grants for facilities and equipment as restricted by the donor or									

received through a capital campaign (TV only)	\$0	\$0	\$ -
E. Other income ineligible for NFFS inclusion	\$0	\$0	\$
4. State boards and departments of education or other state government or agency sources	\$0	\$0	\$
4.1 NFFS Eligible	\$0	\$0	\$
A. Program and production underwriting	\$0	\$0	\$
B. Grants and contributions other than underwriting	\$0	\$0	\$
C. Appropriations from the licensee	\$0	\$0	\$
D. Gifts and grants for facilities and equipment as restricted by the donor or received through a capital campaign (Radio only)	\$0	\$0	\$
E. Gifts and grants received through a capital campaign but not for facilities and equipment	\$0	\$0	\$
F. Other income eligible as NFFS (specify)	\$0	\$0	\$
4.2 NFFS Ineligible	\$0	\$0	\$
A. Rental income	\$0	\$0	\$
B. Fees for services	\$0	\$0	\$
C. Licensing fees (not royalties – see instructions for Line 15)	\$0	\$0	\$
D. Gifts and grants for facilities and equipment as restricted by the donor or received through a capital campaign (TV only)	\$0	\$0	\$
E. Other income ineligible for NFFS inclusion	\$0	\$0	\$
5. State colleges and universities	\$983,031	\$398,063	\$
5.1 NFFS Eligible	\$983,031	\$398,063	\$

Variance greater than 25%.




A. Program and production underwriting	\$0	\$0	\$
B. Grants and contributions other than underwriting	\$0	\$0	\$
C. Appropriations from the licensee	\$983,031	\$398,063	\$

Variance greater than 25%.











D. Gifts and grants for facilities and equipment as restricted by the donor or received through a capital campaign (Radio only)	\$0	\$0	\$
E. Gifts and grants received through a capital campaign but not for facilities and equipment	\$0	\$0	\$
F. Other income eligible as NFFS (specify)	\$0	\$0	\$
5.2 NFFS Ineligible	\$0	\$0	\$
A. Rental income	\$0	\$0	\$
B. Fees for services	\$0	\$0	\$
C. Licensing fees (not royalties – see instructions for Line 15)	\$0	\$0	\$
D. Gifts and grants for facilities and equipment as restricted by the donor or received through a capital campaign (TV only)	\$0	\$0	\$

E. Other income ineligible for NFFS inclusion	\$0	\$0	\$
6. Other state-supported colleges and universities	\$0	\$0	\$
6.1 NFFS Eligible	\$0	\$0	\$
A. Program and production underwriting	\$0	\$0	\$
B. Grants and contributions other than underwriting	\$0	\$0	\$
C. Appropriations from the licensee	\$0	\$0	\$
D. Gifts and grants for facilities and equipment as restricted by the donor or received through a capital campaign (Radio only)	\$0	\$0	\$
E. Gifts and grants received through a capital campaign but not for facilities and equipment	\$0	\$0	\$
F. Other income eligible as NFFS (specify)	\$0	\$0	\$
6.2 NFFS Ineligible	\$0	\$0	\$
A. Rental income	\$0	\$0	\$
B. Fees for services	\$0	\$0	\$
C. Licensing fees (not royalties – see instructions for Line 15)	\$0	\$0	\$
D. Gifts and grants for facilities and equipment as restricted by the donor or received through a capital campaign (TV only)	\$0	\$0	\$
E. Other income ineligible for NFFS inclusion	\$0	\$0	\$
7. Private colleges and universities	\$0	\$0	\$
7.1 NFFS Eligible	\$0	\$0	\$
A. Program and production underwriting	\$0	\$0	\$
B. Grants and contributions other than underwriting	\$0	\$0	\$
C. Appropriations from the licensee	\$0	\$0	\$
D. Gifts and grants for facilities and equipment as restricted by the donor or received through a capital campaign (Radio only)	\$0	\$0	\$
E. Gifts and grants received through a capital campaign but not for facilities and equipment	\$0	\$0	\$
F. Other income eligible as NFFS (specify)	\$0	\$0	\$
7.2 NFFS Ineligible	\$0	\$0	\$
A. Rental income	\$0	\$0	\$
B. Fees for services	\$0	\$0	\$
C. Licensing fees (not royalties – see instructions for Line 15)	\$0	\$0	\$
D. Gifts and grants for facilities and equipment as restricted by the donor or received through a capital campaign (TV only)	\$0	\$0	\$
E. Other income ineligible for NFFS inclusion	\$0	\$0	\$
8. Foundations and nonprofit associations	\$197,452	\$138,305	\$
8.1 NFFS Eligible	\$197,452	\$138,305	\$

Variance greater than 25%.

	A. Program and production underwriting	\$127,362	\$127,417	\$ 
	B. Grants and contributions other than underwriting	\$0	\$10,888	\$ 
	C. Gifts and grants for facilities and equipment as restricted by the donor or received through a capital campaign (Radio only)	\$70,090	\$0	\$ 













Variance greater than 25%.

	D. Gifts and grants received through a capital campaign but not for facilities and equipment	\$0	\$0	\$ 
	E. Other income eligible as NFFS (specify)	\$0	\$0	\$ 
	8.2 NFFS Ineligible	\$0	\$0	\$ 
	A. Rental income	\$0	\$0	\$ 
	B. Fees for services	\$0	\$0	\$ 
	C. Licensing fees (not royalties – see instructions for Line 15)	\$0	\$0	\$ 
	D. Gifts and grants for facilities and equipment as restricted by the donor or received through a capital campaign (TV only)	\$0	\$0	\$ 
	E. Other income ineligible for NFFS inclusion	\$0	\$0	\$ 
	9. Business and Industry	\$287,102	\$377,628	\$ 
	9.1 NFFS Eligible	\$250,794	\$350,011	\$ 

Variance greater than 25%.

	A. Program and production underwriting	\$250,794	\$350,011	\$ 
--	--	-----------	-----------	--

Variance greater than 25%.

	B. Grants and contributions other than underwriting	\$0	\$0	\$ 
	C. Gifts and grants for facilities and equipment as restricted by the donor or received through a capital campaign (Radio only)	\$0	\$0	\$ 
	D. Gifts and grants received through a capital campaign but not for facilities and equipment	\$0	\$0	\$ 
	E. Other income eligible as NFFS (specify)	\$0	\$0	\$ 
	9.2 NFFS Ineligible	\$36,308	\$27,617	\$ 
	A. Rental income	\$36,308	\$27,617	\$ 
	B. Fees for services	\$0	\$0	\$ 
	C. Licensing fees (not royalties – see instructions for Line 15)	\$0	\$0	\$ 
	D. Gifts and grants for facilities and equipment as restricted by the donor or received through a capital campaign (TV only)	\$0	\$0	\$ 
	E. Other income ineligible for NFFS inclusion	\$0	\$0	\$ 
	10. Memberships and subscriptions (net of membership bad debt expense)	\$814,007	\$622,987	\$ 
	10.1 NFFS Exclusion – Fair market value of premiums that are not of insubstantial value	\$0	\$0	\$ 

10.2 NFFS Exclusion – All bad debt expenses from NFFS eligible revenues including but not limited to pledges, underwriting, and membership (unless netted elsewhere in Schedule A)	\$0	\$0	\$	
	<u>2016 data</u>	<u>2017 data</u>		
10.3 Total number of contributors.	3,781	4,013		
11. Revenue from Friends groups less any revenue included on line 10	\$0	\$0	\$	
	<u>2016 data</u>	<u>2017 data</u>		
11.1 Total number of Friends contributors.	0	0		
12. Subsidiaries and other activities unrelated to public broadcasting (See instructions)	\$0	\$0	\$	
A. Nonprofit subsidiaries involved in telecommunications activities	\$0	\$0	\$	
B. NFFS Ineligible – Nonprofit subsidiaries not involved in telecommunications activities	\$0	\$0	\$	
C. NFFS Ineligible – For-profit subsidiaries regardless of the nature of its activities	\$0	\$0	\$	
D. NFFS Ineligible – Other activities unrelated to public broadcasting	\$0	\$0	\$	

Form of Revenue	2016 data	2017 data	Revision	
-----------------	-----------	-----------	----------	--

13. Auction revenue (see instructions for Line 13)	\$0	\$0	\$	
A. Gross auction revenue	\$0	\$0	\$	
B. Direct auction expenses	\$0	\$0	\$	
14. Special fundraising activities (see instructions for Line 14)	\$13,882	\$14,677	\$	
A. Gross special fundraising revenues	\$13,882	\$30,854	\$	

Variance greater than 25%.

B. Direct special fundraising expenses	\$0	\$16,177	\$	
15. Passive income	\$0	\$0	\$	
A. Interest and dividends (other than on endowment funds)	\$0	\$0	\$	
B. Royalties	\$0	\$0	\$	
C. PBS or NPR pass-through copyright royalties	\$0	\$0	\$	
16. Gains and losses on investments, charitable trusts and gift annuities and sale of other assets (other than endowment funds)	\$-2,425	\$10,229	\$	
A. Gains from sales of property and equipment (do not report losses)	\$0	\$0	\$	
B. Realized gains/losses on investments (other than endowment funds)	\$2,630	\$2,528	\$	
C. Unrealized gains/losses on investments and actuarial gains/losses on charitable trusts and gift annuities (other than endowment funds)	\$-5,055	\$7,701	\$	

Variance greater than 25%.

17. Endowment revenue	\$0	\$0	\$	
A. Contributions to endowment principal	\$0	\$0	\$	
B. Interest and dividends on endowment funds	\$0	\$0	\$	
C. Realized net investment gains and losses on endowment funds (if this is a negative amount, add a hyphen, e.g., "-1,765")	\$0	\$0	\$	
D. Unrealized net investment gains and losses on endowment funds (if this is				

a negative amount, add a hyphen, e.g., "-1,765")	\$0	\$0	\$
18. Capital fund contributions from individuals (see instructions)	\$40,000	\$77,333	\$
A. Facilities and equipment (except funds received from federal or public broadcasting sources)	\$40,000	\$77,333	\$

Variance greater than 25%.

B. Other	\$0	\$0	\$
19. Gifts and bequests from major individual donors	\$0	\$575,090	\$

	2016 data	2017 data
19.1 Total number of major individual donors	0	100

20. Other Direct Revenue	\$12,343	\$2,926	\$
--------------------------	----------	---------	----

Description	Amount	Revision
Sale of goods	\$2,926	\$
Exclusion Description	Amount	Revision
KMUW logo clothing	\$2,926	\$

Line 21. Proceeds from spectrum auction, interest earned on these funds, channel sharing revenues, and spectrum leases (TV only)	\$	\$0	\$
A. Proceeds from sale in spectrum auction (TV only)	\$	\$0	\$
B. Interest earned on proceeds from sale in spectrum auction (TV only)	\$	\$0	\$
C. Payments from spectrum auction speculators (TV only)	\$	\$0	\$
D. Channel sharing and spectrum leases revenues (TV only)	\$	\$0	\$
22. Total Revenue (Sum of lines 1 through 12, 13.A, 14.A, and 15 through 21)	\$2,535,418	\$2,434,938	\$

[Click here to view all NFFS Eligible revenue on Lines 3 through 9.](#)
[Click here to view all NFFS Ineligible revenue on Lines 3 through 9.](#)

Adjustments to Revenue			
	2016 data	2017 data	Revision
23. Federal revenue from line 1.	\$0	\$0	\$
24. Public broadcasting revenue from line 2.	\$190,026	\$201,523	\$
25. Capital funds exclusion—TV (3.2D, 4.2D, 5.2D, 6.2D, 7.2D, 8.2D, 9.2D, 18A)	\$0	\$0	\$
26. Revenue on line 20 not meeting the source, form, purpose, or recipient criteria	\$12,343	\$2,926	\$

Variance greater than 25%.

27. Other automatic subtractions from total revenue	\$33,883	\$54,023	\$
A. Auction expenses – limited to the lesser of lines 13a or 13b	\$0	\$0	\$
B. Special fundraising event expenses – limited to the lesser of lines 14a or 14b	\$0	\$16,177	\$
C. Gains from sales of property and equipment – line 16a	\$0	\$0	\$
D. Realized gains/losses on investments (other than endowment funds) – line 16b	\$2,630	\$2,528	\$
E. Unrealized investment and actuarial gains/losses (other than endowment funds) – line 16c	\$-5,055	\$7,701	\$

Variance greater than 25%.

F. Realized and unrealized net investment gains/losses on endowment funds – line 17c, line 17d	\$0	\$0	\$
G. Rental income (3.2A, 4.2A, 5.2A, 6.2A, 7.2A, 8.2A, 9.2A)	\$36,308	\$27,617	\$
H. Fees for services (3.2B, 4.2B, 5.2B, 6.2B, 7.2B, 8.2B, 9.2B)	\$0	\$0	\$
I. Licensing Fees (3.2C, 4.2C, 5.2C, 6.2C, 7.2C, 8.2C, 9.2C)	\$0	\$0	\$
J. Other revenue ineligible as NFFS (3.2E, 4.2E, 5.2E, 6.2E, 7.2E, 8.2E, 9.2E)	\$0	\$0	\$
K. FMV of high-end premiums (Line 10.1)	\$0	\$0	\$
L. All bad debt expenses from NFFS eligible revenues including but not limited to pledges, underwriting, and membership (Line 10.2)	\$0	\$0	\$
M. Revenue from subsidiaries and other activities ineligible as NFFS (12.B, 12.C, 12.D)	\$0	\$0	\$
N. Proceeds from spectrum auction, interest earned on these funds, channel sharing revenues, and spectrum leases from line 21 (TV only)	\$	\$0	\$
28. Total Direct Nonfederal Financial Support (Line 22 less Lines 23 through 27). (Forwards to line 1 of the Summary of Nonfederal Financial Support)	\$2,299,166	\$2,176,466	\$

Comments

Comment	Name	Date	Status
Schedule B WorkSheet			
KMUW-FM (1409)			
Wichita, KS			

	2016	2017	Revision
1. Determine Station net direct expenses			
1a. Total station operating expenses and capital outlays (forwards from line 10 of Schedule E)	\$3,555,089	\$2,898,001	\$
Deductions (lines 1b.1. through 1b.7.):			
1b.1. Capital outlays (from Schedule E, line 9 total)	\$792,278	\$0	\$
Variance greater than 25%.			
1b.2. Depreciation	\$57,241	\$106,218	\$
Variance greater than 25%.			
1b.3. Amortization	\$0	\$0	\$
1b.4. In-kind contributions (services and other assets)	\$62,218	\$97,982	\$
Variance greater than 25%.			
1b.5. Indirect administrative support (see Guidelines for instructions)	\$365,373	\$395,967	\$
1b.6. Donated property and equipment (if not included on line 1b.1)	\$0	\$0	\$
1b.7. Other	\$0	\$0	\$
1b.8. Total deductions	\$1,277,110	\$600,167	\$
Variance greater than 25%.			

	2016	2017	Revision
1c. Station net direct expenses	\$2,277,979	\$2,297,834	\$
2. Institutional support rate calculation (Note: Choose one method only - either 2a or 2b)			
2a. Net direct expense method			
2a.1. Station net direct Expenses (forwards from line 1)	\$2,277,979	\$2,297,834	\$
2a.2. Licensee net direct activities	\$136,667,652	\$137,814,114	\$
2a.3. Percentage of allocation (2a.1 divided by 2a.2) (forward to line 2c.5 below)	%1.666802	%1.667343	%
2b. Salaries and wages method			
2b.1. Station salaries and wages	\$0	\$0	\$
2b.2. Licensee salaries and wages for direct activities	\$0	\$0	\$
2b.3. Percentage of allocation (2b.1 divided by 2b.2) (forward to line 2c.5 below)	%0	%0	%
2c. Institutional support calculation			
2c.1. Choose applicable cost groups that benefit the station			
<input checked="" type="checkbox"/> Budget and Analysis			
<input checked="" type="checkbox"/> Campus Mail Service			
<input type="checkbox"/> Computer Operations			
<input checked="" type="checkbox"/> Financial Operations			
<input checked="" type="checkbox"/> Human Resources			
<input type="checkbox"/> Insurance			
<input checked="" type="checkbox"/> Internal Audit			
<input checked="" type="checkbox"/> Legal			
<input checked="" type="checkbox"/> Payroll			
<input type="checkbox"/> President's Office			
<input checked="" type="checkbox"/> Purchasing			
<input type="checkbox"/> Other			
<input type="checkbox"/> Not Applicable			
2c.2. Costs per licensee financial statements	\$18,895,585	\$20,424,636	\$
2c.3. LESS: Cost groups that do not benefit the operations of the public broadcast station	\$1,988,152	\$2,228,968	\$
2c.4. Costs benefiting station operations	\$16,907,433	\$18,195,668	\$
2c.5. Percentage of allocation (from line 2a.3 or 2b.3)	%1.666802	%1.667343	%
2c.6. Total institutional costs benefiting station operations	\$281,813	\$303,384	\$
3. Physical plant support rate calculation			
3a. Net square footage occupied by station	5,949	7,026	
3b. Licensee's net assignable square footage	1,509,726	1,509,726	
3c. Percentage of allocation (3a divided by 3b) (forward to line 3d.5 below)	%0.394045	%0.465382	%

	2016	2017	Revision
+ 3d.1. Choose applicable cost groups that benefit the station			
<input checked="" type="checkbox"/> Building Maintenance			
<input checked="" type="checkbox"/> Custodial Services			
<input checked="" type="checkbox"/> Director of Operations			
<input type="checkbox"/> Elevator Maintenance			
<input checked="" type="checkbox"/> Grounds and Landscaping			
<input type="checkbox"/> Motor Pool			
<input checked="" type="checkbox"/> Refuse Disposal			
<input type="checkbox"/> Roof Maintenance			
<input checked="" type="checkbox"/> Utilities			
<input checked="" type="checkbox"/> Security Services			
<input checked="" type="checkbox"/> Facilities Planning			
<input type="checkbox"/> Other			
<input type="checkbox"/> Not Applicable			
3d.2. Costs per licensee financial statements	\$23,312,452	\$22,495,278	\$
3d.3. LESS: Cost groups that do not benefit the operations of the public broadcast station	\$2,106,568	\$2,601,274	\$
3d.4. Costs benefiting station operations	\$21,205,884	\$19,894,004	\$
3d.5. Percentage of allocation (from line 3c.)	%0.394045	%0.465382	%
3d.6. Total physical plant support costs benefiting station operations	\$83,560	\$92,583	\$
4. Total costs benefiting station operations (forwards to line1 on tab3)	\$365,373	\$395,967	\$

Comments

Comment	Name	Date	Status
Occupancy List KMUW-FM (1409) Wichita, KS			

Type of Occupancy Location	Value
Schedule B Totals KMUW-FM (1409) Wichita, KS	

	2016 data	2017 data	
1. Total support activity benefiting station	\$365,373	\$395,967	\$
2. Occupancy value	0	\$0	\$
3. Deductions: Fees paid to the licensee for overhead recovery, assessment, etc.	\$0	\$0	\$
4. Deductions: Support shown on lines 1 and 2 in excess of revenue reported in financial statements.	\$0	\$0	\$
5. Total Indirect Administrative Support (Forwards to Line 2 of the Summary of Nonfederal Financial Support)	\$365,373	\$395,967	\$
6. Please enter an institutional type code for your licensee.	SU	SU	

Comments

Comment	Name	Date	Status
Schedule C KMUW-FM (1409) Wichita, KS			

	2016 data	Donor Code	2017 data	Revision
1. PROFESSIONAL SERVICES (must be eligible as NFFS)	\$0		\$0	\$
A. Legal	\$0		\$0	\$
B. Accounting and/or auditing	\$0		\$0	\$
C. Engineering	\$0		\$0	\$
D. Other professionals (see specific line item instructions in Guidelines before completing)	\$0		\$0	\$
2. GENERAL OPERATIONAL SERVICES (must be eligible as NFFS)	\$16,637		\$17,455	\$
A. Annual rental value of space (studios, offices, or tower facilities)	\$0		\$0	\$
B. Annual value of land used for locating a station-owned transmission tower	\$0		\$0	\$
C. Station operating expenses	BS \$16,637	BS	\$17,455	\$
D. Other (see specific line item instructions in Guidelines before completing)	\$0		\$0	\$
3. OTHER SERVICES (must be eligible as NFFS)	\$5,969		\$15,100	\$
A. ITV or educational radio	\$0		\$0	\$
B. State public broadcasting agencies (APBC, FL-DOE, eTech Ohio)	\$0		\$0	\$
C. Local advertising	BS \$5,969	BS	\$15,100	\$
D. National advertising	\$0		\$0	\$
4. Total in-kind contributions - services and other assets eligible as NFFS (sum of lines 1 through 3), forwards to Line 3a. of the Summary of Nonfederal Financial Support	\$22,606		\$32,555	\$
Variance greater than 25%.				
5. IN-KIND CONTRIBUTIONS INELIGIBLE AS NFFS	\$39,612		\$65,427	\$
A. Compact discs, records, tapes and cassettes	\$0		\$0	\$
B. Exchange transactions	\$0		\$0	\$
C. Federal or public broadcasting sources	\$0		\$0	\$
D. Fundraising related activities	BS \$39,612	BS	\$65,427	\$
E. ITV or educational radio outside the allowable scope of approved activities	\$0		\$0	\$
F. Local productions	\$0		\$0	\$
G. Program supplements	\$0		\$0	\$
H. Programs that are nationally distributed	\$0		\$0	\$
I. Promotional items	\$0		\$0	\$
J. Regional organization allocations of program services	\$0		\$0	\$
K. State PB agency allocations other than those allowed on line 3(b)	\$0		\$0	\$
L. Services that would not need to be purchased if not donated	\$0		\$0	\$
M. Other	\$0		\$0	\$

	2016 data	<u>Donor Code</u>	2017 data	Revision
6. Total in-kind contributions - services and other assets (line 4 plus line 5), forwards to Schedule F, line 1c. Must agree with in-kind contributions recognized as revenue in the AFS.	\$62,218		\$97,982	\$

Variance greater than 25%.

Comments

Comment	Name	Date	Status
---------	------	------	--------

Schedule D
KMUW-FM (1409)
Wichita, KS

	2016 data	<u>Donor Code</u>	2017 data	Revision
1. Land (must be eligible as NFFS)	\$		\$0	\$
2. Building (must be eligible as NFFS)	\$		\$0	\$
3. Equipment (must be eligible as NFFS)	\$		\$0	\$
4. Vehicle(s) (must be eligible as NFFS)	\$		\$0	\$
5. Other (specify) (must be eligible as NFFS)	\$		\$0	\$
6. Total in-kind contributions - property and equipment eligible as NFFS (sum of lines 1 through 5), forwards to Line 3b. of the Summary of Nonfederal Financial Support	\$		\$0	\$
7. IN-KIND CONTRIBUTIONS INELIGIBLE AS NFFS	\$		\$0	\$
a) Exchange transactions	\$		\$0	\$
b) Federal or public broadcasting sources	\$		\$0	\$
c) TV only—property and equipment that includes new facilities (land and structures), expansion of existing facilities and acquisition of new equipment	\$		\$0	\$
d) Other (specify)	\$		\$0	\$
8. Total in-kind contributions - property and equipment (line 6 plus line 7), forwards to Schedule F, line 1d. Must agree with in-kind contributions recognized as revenue in the AFS.	\$		\$0	\$

Comments

Comment	Name	Date	Status
---------	------	------	--------

Schedule E
KMUW-FM (1409)
Wichita, KS

EXPENSES
 (Operating and non-operating)

PROGRAM SERVICES		2016 data	2017 data	Revision
+	1. Programming and production	\$1,075,220	\$1,098,304	\$
	A. Restricted Radio CSG	\$45,149	\$41,578	\$
	B. Unrestricted Radio CSG	\$126,061	\$118,769	\$
	C. Other CPB Funds	\$0	\$0	\$
	D. All non-CPB Funds	\$904,010	\$937,957	\$
+	2. Broadcasting and engineering	\$269,868	\$264,191	\$

PROGRAM SERVICES		2016 data	2017 data	Revision
	A. Restricted Radio CSG	\$0	\$0	\$
	B. Unrestricted Radio CSG	\$0	\$0	\$
	C. Other CPB Funds	\$0	\$0	\$
	D. All non-CPB Funds	\$269,868	\$264,191	\$
+	3. Program information and promotion	\$208,024	\$181,361	\$
	A. Restricted Radio CSG	\$0	\$0	\$
	B. Unrestricted Radio CSG	\$0	\$0	\$
	C. Other CPB Funds	\$0	\$0	\$
	D. All non-CPB Funds	\$208,024	\$181,361	\$
SUPPORT SERVICES		2016 data	2017 data	Revision
+	4. Management and general	\$738,503	\$781,981	\$
	A. Restricted Radio CSG	\$0	\$0	\$
	B. Unrestricted Radio CSG	\$0	\$0	\$
	C. Other CPB Funds	\$0	\$0	\$
	D. All non-CPB Funds	\$738,503	\$781,981	\$
+	5. Fund raising and membership development	\$322,589	\$399,315	\$
	A. Restricted Radio CSG	\$0	\$0	\$
	B. Unrestricted Radio CSG	\$0	\$0	\$
	C. Other CPB Funds	\$0	\$0	\$
	D. All non-CPB Funds	\$322,589	\$399,315	\$
+	6. Underwriting and grant solicitation	\$148,607	\$172,849	\$
	A. Restricted Radio CSG	\$0	\$0	\$
	B. Unrestricted Radio CSG	\$0	\$0	\$
	C. Other CPB Funds	\$0	\$0	\$
	D. All non-CPB Funds	\$148,607	\$172,849	\$
+	7. Depreciation and amortization (if not allocated to functional categories in lines 1 through 6)	\$0	\$0	\$
	A. Restricted Radio CSG	\$0	\$0	\$
	B. Unrestricted Radio CSG	\$0	\$0	\$
	C. Other CPB Funds	\$0	\$0	\$
	D. All non-CPB Funds	\$0	\$0	\$
+	8. Total Expenses (sum of lines 1 to 7) must agree with audited financial statements	\$2,762,811	\$2,898,001	\$
	A. Total Restricted Radio CSG (sum of Lines 1.A, 2.A, 3.A, 4.A, 5.A, 6.A, 7.A)	\$45,149	\$41,578	\$
	B. Total Unrestricted Radio CSG (sum of Lines 1.B, 2.B, 3.B, 4.B, 5.B, 6.B, 7.B)	\$126,061	\$118,769	\$

PROGRAM SERVICES	2016 data	2017 data	Revision
C. Total Other CPB Funds (sum of Lines 1.C, 2.C, 3.C, 4.C, 5.C, 6.C, 7.C)	\$0	\$0	\$
D. Total All non-CPB Funds (sum of Lines 1.D, 2.D, 3.D, 4.D, 5.D, 6.D, 7.D)	\$2,591,601	\$2,737,654	\$

INVESTMENT IN CAPITAL ASSETS Cost of capital assets purchased or donated	2016 data	2017 data	Revision
9. Total capital assets purchased or donated	\$792,278	\$0	\$
9a. Land and buildings	\$0	\$0	\$
9b. Equipment	\$792,278	\$0	\$
9c. All other	\$0	\$0	\$
10. Total expenses and investment in capital assets (Sum of lines 8 and 9)	\$3,555,089	\$2,898,001	\$

Additional Information (Lines 11 + 12 must equal line 8 and Lines 13 + 14 must equal line 9)	2016 data	2017 data	Revision
11. Total expenses (direct only)	\$2,335,220	\$2,404,052	\$
12. Total expenses (indirect and in-kind)	\$427,591	\$493,949	\$
13. Investment in capital assets (direct only)	\$792,278	\$0	\$
14. Investment in capital assets (indirect and in-kind)	\$0	\$0	\$

Comments

Comment	Name	Date	Status
Schedule F KMUW-FM (1409) Wichita, KS			

	2017 data	Revision
1. Data from AFR		
a. Schedule A, Line 22	\$2,434,938	\$0
b. Schedule B, Line 5	\$395,967	\$0
c. Schedule C, Line 6	\$97,982	\$0
d. Schedule D, Line 8	\$0	\$0
e. Total from AFR	\$2,928,887	\$2,928,887

Choose Reporting Model

You **must** choose one of the three reporting models in order to complete Schedule F. After making your selection, click the "Choose" button below, which will display your reporting model. When changing to a different reporting model all data entered in the current reporting model will be lost.

- FASB
- GASB Model A proprietary enterprise-fund financial statements with business-type activities only
- GASB Model B public broadcasting entity-wide statements with mixed governmental and business-type activities

	2017 data	Revision
2. GASB Model A proprietary enterprise-fund financial statements with business-type activities only		
a. Operating revenues	\$2,124,628	\$2,124,628
b. Non-operating revenues	\$804,259	\$804,259

c. Other revenue	\$0	\$0	
d. Capital grants, gifts and appropriations (if not included above)	\$0	\$0	
e. Total From AFS, lines 2a-2d	\$2,928,887	\$2,928,887	

Reconciliation

	2017 data	Revision	
3. Difference (line 1 minus line 2)	\$0	\$0	
4. If the amount on line 3 is not equal to \$0, click the "Add" button and list the reconciling items.	\$0	\$0	

Comments

Comment	Name	Date	Status
---------	------	------	--------