

MEMORANDUM

TO: Interested Parties
FROM: Brooks Kochvar, GS Strategy Group
RE: Kansas Statewide KanCare Survey
DATE: May 8, 2017

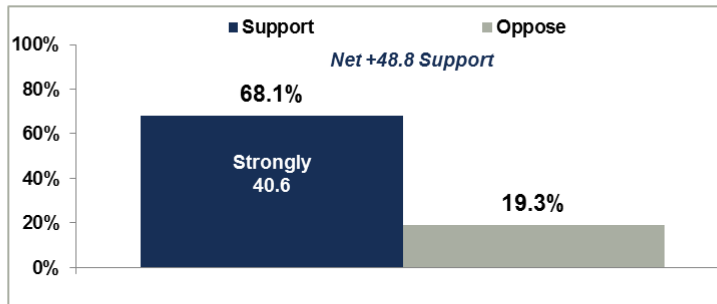
The American Cancer Society Cancer Action Network recently commissioned GS Strategy Group to conduct survey research statewide in Kansas on issues surrounding KanCare. The survey was conducted among 500 likely voters, throughout the state of Kansas. The survey was conducted April 22-27, 2017 and yielded a margin of error of +/- 4.38% at the 95% confidence level. Below are some key findings from the survey.

- General support of expanding KanCare is strong.
- When given more information, voters are in even stronger support of expansion.
- Voters strongly disagree with Governor Brownback’s veto of the legislature’s bill.

SUPPORT OF KANCARE IN GENERAL

Large majorities of Kansans support expanding KanCare to cover an additional 150,000 low-income individuals in the Sunflower State. The expansion enjoys large majorities in all major media markets, with both genders and among all age groups. Even Republicans in the state favor expanding KanCare by a 60:24 margin.

A few weeks ago the Kansas legislature passed legislation to expand KanCare, to cover an additional 150,000 low-income Kansans and protect financially vulnerable hospitals. Knowing this do you support or oppose expanding KanCare?

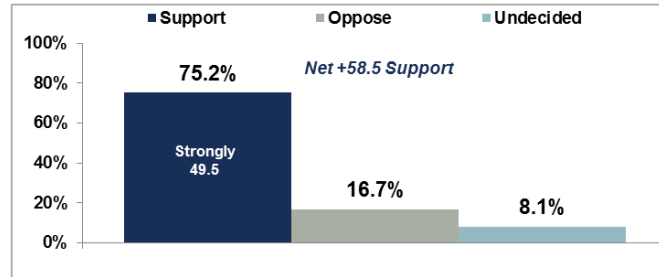


	Overall	Media Market			Party			Gender		Age	
		Kansas City	Topeka	Wichita	Dem	Indy	Repub	Male	Female	<55	55+
Support	68.1	69.6	67.3	70.5	85.5	66.1	60.4	63.3	72.2	67.8	68.4
Oppose	19.3	16.2	17.3	20.4	9.7	16.9	24.4	22.7	16.4	19.4	19.1
Undecided	12.6	14.2	15.4	9.1	4.8	16.9	15.2	14.1	11.4	12.7	12.5
Net	+48.8	+53.4	+50.0	+50.1	+75.8	+49.2	+36.0	+40.6	+55.8	+48.4	+49.3

THE INFORMED BALLOT

When respondents receive more information on what an expansion of KanCare would do support explodes, with over three-quarters of voters supporting expansion of the program. Again, support is high among all demographic groups, including 2/3 of Republicans.

Now let me give you a little more information. The Kansas legislature passed a bill that would use federal dollars that have already been set aside for the state to provide healthcare coverage to low-income state residents through KanCare. Most of these 150,000 low income Kansans are uninsured and have been unable to afford health insurance because they have incomes that are too low to qualify for tax credits to help them buy a private plan, and too high to currently qualify for KanCare. They are stuck in the middle with no affordable insurance options. This legislation would make health insurance available to hardworking, low-income Kansans. Knowing this do you support or oppose expanding KanCare?

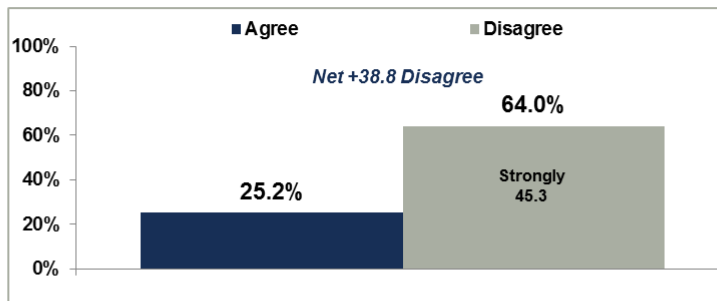


	Overall	Media Market			Party			Gender		Age	
		Kansas City	Topeka	Wichita	Dem	Indy	Repub	Male	Female	<55	55+
Support	75.2	77.7	66.9	79.8	92.1	76.6	66.0	71.2	78.6	72.4	77.5
Oppose	16.7	15.1	17.6	15.4	6.6	13.6	22.8	19.0	14.7	17.8	15.7
Undecided	8.1	7.2	15.5	4.8	1.4	9.8	11.2	9.8	6.7	9.8	6.8
Net	+58.5	+62.5	+49.2	+64.4	+85.5	+63.0	+43.2	+52.2	+63.9	+54.6	+61.7

THE VETO

Governor Brownback's veto of the legislature's bill is extremely unpopular all groups. Republicans disagree with the veto 5:3.

The governor vetoed the legislation that was passed by the legislature, expanding KanCare. Knowing this do you agree or disagree with the governor's decision to veto the legislation?



	Overall	Media Market			Party			Gender		Age	
		Kansas City	Topeka	Wichita	Dem	Indy	Repub	Male	Female	<55	55+
Agree	25.2	20.1	27.5	26.2	11.2	18.9	32.9	29.2	21.8	29.8	21.4
Disagree	64.0	70.7	54.2	65.6	85.4	71.5	51.8	59.7	67.6	58.0	68.8
Net	+38.8	+50.6	+26.7	+39.4	+74.2	+52.6	+18.8	+30.5	+45.8	+28.3	+47.5